

Gol **P**umps **T**echnology
COmpany



SOLAR MODULE

60 & 72 CELLS



AEG

Gol Pumps Technology INC



G.P.T.CO
Gol Pump Technology Company

AEG

POLYCRYSTALLINE SOLAR MODULES


Made to last in time and to ensure safe, reliable yields throughout the lifecycle of your installation. A wide range of choices to suit the needs of utility-, commercial and residential installations alike.




POLYCRYSTALLINE MODULE 60 CELLS POWER SOLUTIONS

MONOCRYSTALLINE SOLAR MODULES


Combining high efficiency and sleek design for maximum yields and aesthetical value across all installation sizes.



**MONOCRYSTALLINE
MODULE 60 CELLS**



**MONOCRYSTALLINE
MODULE 60 CELLS (FULL BLACK)**



**MONOCRYSTALLINE
MODULE 72 CELLS**




G.P.T.CO
Gol Pump Technology Company

POLYCRYSTALLINE MODULE 60 CELLS

AS-P605

AS-P607



250 - 285 Wp
60 POLYCRYSTALLINE CELLS
AEG solar modules combine the most advanced technology with high reliability in manufacture to offer you a product meant for high achievements.



HIGH EFFICIENCY SOLAR MODULES
The AEG solar module AS-P607 is designed to maximize efficiency, allowing you to gain extra yields and boost the performances of your plant.



THOROUGHLY TESTED AND GUARANTEED
The manufacturing processes of AEG solar modules follow rigorous quality criteria to provide a guaranteed and long-lasting product

AEG

COMPREHENSIVELY CERTIFIED

AEG solar modules and production facilities are compliant with the the latest standards to guarantee safety and reliability. Production facilities are certified according to ISO 9001, ISO 14001 and OHSAS 18001. AEG solar products are certified among others by:

YOUR ADVANTAGE AT A GLANCE

Premium solar panel with quality components
High efficiency - up to 280 Wp
Product certified IEC 61215, IEC 61730
10 years Product warranty
25 years linear Power warranty



POLYCRYSTALLINE AS-P605

AEG

		250	255	260	265	270
Nominal Power (P _{max})	[Wp]	250	255	260	265	270
Tolerance on Nominal Power P _{max} **	[Wp]	-0 / +5	-0 / +5	-0 / +5	-0 / +5	-0 / +5
Maximum Power Voltage (V _{mp})	[V]	30.2	30.4	30.6	30.80	31.0
Maximum Power Current (I _{mp})	[A]	8.28	8.39	8.50	8.61	8.71
Open Circuit Voltage (V _{oc})	[V]	37.5	37.7	37.9	38.10	38.30
Short Circuit Current (I _{sc})	[A]	8.79	8.88	8.98	9.07	9.16
Module Efficiency (η _m)		15.4 %	15.7 %	16.0%	16.3%	16.6%
Maximum System Voltage	[V]	1000	1000	1000	1000	1000
Series Fuse Maximum Rating	[A]	15	15	15	15	15

TEMPERATURE CHARACTERISTICS

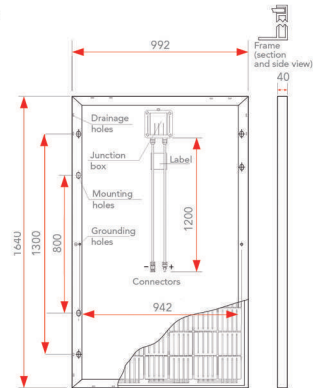
NOCT	45°C ± 2°C
P _{max} Temperature Coefficient (γ)	-0.43 %/°C
V _{oc} Temperature Coefficient (β)	-0.33 %/°C
I _{sc} Temperature Coefficient (α)	0.05%/°C
Operating temperature	-40°C to + 85°C

MECHANICAL CHARACTERISTICS:

Solar Cells	60 (6 x 10) polycrystalline silicon, 156 x 156 mm (6") solar cells
Front Glass	3.2 mm (0.13") high-transparency glass
Backsheet	White or black backsheet
Encapsulant	EVA (Ethylene-Vinyl Acetate)
Frame	Anodized aluminum alloy, silver or black
Junction Box	IP67 rated, 3 bypass diodes
Cables	UV resistant cable 1100/1200 mm (43.3/47.2"), sec.4.0 mm ² (12 AWG)
Connectors	MC4 compatible connectors
Dimensions	1640 x 992 x 40 mm (64.57 x 39.06 x 1.57 ")
Weight	18.5 kg (40.79 lbs)
Max. Load	Wind: 2400 Pa / Snow: 5400 Pa

PACKING CONFIGURATION:

Packing Configuration	26 pcs / pallet	Loading Capacity	728 pcs / 40 ft HQ
-----------------------	-----------------	------------------	--------------------



*Standard Test Conditions (STC): Irradiance 1000 W/m², Air Mass AM = 1.5, Cell Temperature 25°C, Power measurement uncertainty within ± 3%.

** AEG photovoltaic modules are classified according to a principle of positive power tolerance: the Power Output measured at STC of the delivered modules exceeds their assigned Nameplate Nominal Power at STC within a power tolerance range between -0 Wp and +5 Wp.

Module dimensions in the technical picture are expressed in mm with tolerance ±2 mm (±0.079 "). © Solar Solutions GmbH. Specifications in this datasheet are subject to change without notice. Code: AS-P605-0dN1-4BB Z50-270 version 201701.1.EN

AEG is a registered trademark used under license from AB Electrolux (publ).

Solar Solutions GmbH
Schneckenhofstrasse 19
60596 Frankfurt am Main
Germany
www.aeg-industrialsolar.de




G.P.T.CO
GeI Pump Technology Company

ELECTRICAL CHARACTERISTICS AT STC¹

Nominal Power (P _{max})	[Wp]	250	255	260	265	270	275	280	285
Tolerance on Nominal Power P _{max} ²	[Wp]	-0 / +5	-0 / +5	-0 / +5	-0 / +5	-0 / +5	-0 / +5	-0 / +5	-0 / +5
Maximum Power Voltage (V _{mp})	[V]	30.3	30.5	30.7	30.9	31.1	31.3	31.5	31.7
Maximum Power Current (I _{mp})	[A]	8.26	8.37	8.47	8.58	8.69	8.79	8.89	9.00
Open Circuit Voltage (V _{oc})	[V]	38.0	38.1	38.2	38.3	38.4	38.5	38.6	38.7
Short Circuit Current (I _{sc})	[A]	8.75	8.83	8.90	8.98	9.09	9.20	9.31	9.42
Module Efficiency (η _m)		15.37%	15.67%	15.98%	16.29%	16.60%	16.90%	17.21%	17.52%
Maximum System Voltage	[V]	1000	1000	1000	1000	1000	1000	1000	1000
Series Fuse Maximum Rating	[A]	15	15	15	15	15	15	15	15

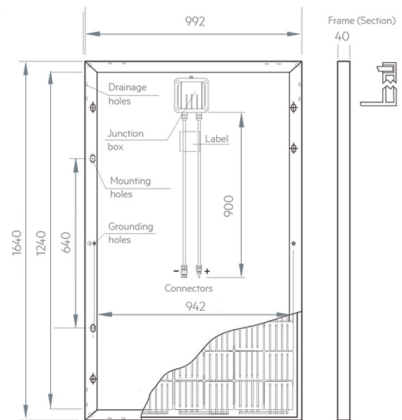
TEMPERATURE CHARACTERISTICS

NOCT	45°C ± 2°C
P _{max} Temp. Coefficient (γ)	-0.41 %/°C
V _{oc} Temp. Coefficient (β)	-0.31 %/°C
I _{sc} Temp. Coefficient (α)	0.05%/°C
Operating temperature	-40°C to + 85°C



MECHANICAL CHARACTERISTICS

Solar cells	60 (6 x 10) polycrystalline silicon, 156 x 156 mm (6") cells
Front glass	3.2 mm (0.13") high-transparency AR coating glass
Backsheet	White backsheet
Encapsulant	EVA (Ethylene-Vinyl Acetate)
Frame	Anodized aluminum alloy, silver
Junction box	IP67 rated, 3 bypass diodes
Cables	UV resistant cable 900 mm (35.43"), sec.4.0 mm ²
Connectors	MC4 compatible connectors
Dimensions	1640 mm x 992 mm x 40 mm (64.57" x 39.06" x 1.57 ")
Weight	18.5 kg (40.79 lbs)
Maximum load	Wind: 2400 Pa / Snow: 5400 Pa



PACKING CONFIGURATION

Packing configuration	26 pcs / pallet
Loading Capacity	728 pcs / 40 ft HC

WARRANTIES

Product warranty	10 years
Performance warranty	25 years, linear ³

Module dimensions in the technical picture are expressed in mm with tolerance $2 \pm$ mm (0.079± ")

1 - Standard Test Conditions (STC): Irradiance 1000 W/m², Air Mass AM = 1.5, Cell Temperature °25C; Power measurement uncertainty within ± %3.

2 - AEG photovoltaic modules are classified according to a principle of positive power tolerance: the Power Output measured at STC of the delivered modules exceeds their assigned Nameplate Nominal Power at STC within a power tolerance range between 0- Wp and 5+ Wp.

3 - No less than %97 of the minimum "Peak Power at STC" in the first year; power output decline no more than %0.7 per year thereafter)

© Solar Solutions GmbH. AEG is a registered trademark used under license from AB Electrolux (publ). Specifications in this datasheet are subject to change without notice. Code: AS-P-607AE6N4-1BB 285-250 version

MONOCRYSTALLINE AS-M605



ELECTRICAL CHARACTERISTICS AT STC¹

Nominal Power (P _{max}) ²	[Wp]	275	280	285	290	295	300
Tolerance on Nominal Power P _{max} ³	[Wp]	-0 / +5	-0 / +5	-0 / +5	-0 / +5	-0 / +5	-0 / +5
Maximum Power Voltage (V _{mp})	[V]	31.5	31.7	31.8	31.8	32.0	32.2
Maximum Power Current (I _{mp})	[A]	8.74	8.84	8.97	9.12	9.22	9.33
Open Circuit Voltage (V _{oc})	[V]	38.60	38.90	39.2	39.2	39.4	39.5
Short Circuit Current (I _{sc})	[A]	9.30	9.41	9.47	9.65	9.73	9.84
Module Efficiency (η _m)		16.9%	17.2%	17.5%	17.8%	18.1%	18.4%
Maximum System Voltage	[V]	1000	1000	1000	1000	1000	1000
Series Fuse Maximum Rating	[A]	15	15	15	15	15	15

TEMPERATURE CHARACTERISTICS (275-285 Wp)

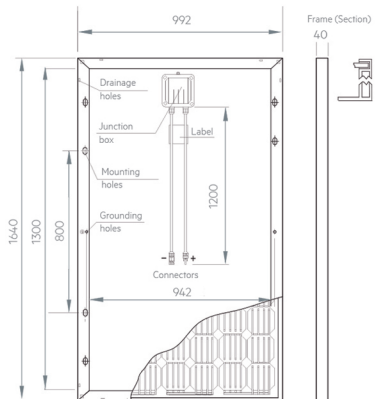
NOCT	45°C ± 2°C
P _{max} Temp. Coefficient (γ)	-0.44 %/°C
V _{oc} Temp. Coefficient (β)	-0.35 %/°C
I _{sc} Temp. Coefficient (α)	0.04%/°C
Operating temperature	-40°C to + 85°C

TEMPERATURE CHARACTERISTICS (290-300 Wp)

NOCT	45°C ± 2°C
P _{max} Temp. Coefficient (γ)	-0.40 %/°C
V _{oc} Temp. Coefficient (β)	-0.31 %/°C
I _{sc} Temp. Coefficient (α)	0.06%/°C
Operating temperature	-40°C to + 85°C

MECHANICAL CHARACTERISTICS

Solar cells	60 (6 x 10) monocrystalline silicon, 156 x 156 mm (6") cells
Front glass	3.2 mm (0.13") high-transparency AR coating glass
Backsheet	White backsheet
Encapsulant	EVA (Ethylene-Vinyl Acetate)
Frame	Anodized aluminum alloy, silver or black („zebra")
Junction box	IP67 rated, 3 bypass diodes
Cables	UV resistant cable 1100/1200 mm (43.3"/47.2"), sec.4.0 mm
Connectors	MC4 compatible connectors
Dimensions	1640 mm x 992 mm x 40 mm (64.5" x 39.1" x 1.57 ")
Weight	18.5 kg (40.79 lbs)
Maximum load	Wind: 2400 Pa / Snow: 5400 Pa



PACKING CONFIGURATION

Packing configuration	26 pcs / pallet
Loading Capacity	728 pcs / 40 ft HC

WARRANTIES

Product warranty	10 years
Performance warranty	25 years, linear ⁴

Module dimensions in the technical picture are expressed in mm with tolerance 2± mm (0.079± ")

1 - Standard Test Conditions (STC): Irradiance 1000 W/m², Air Mass AM = 1.5, Cell Temperature 25°C; Power measurement uncertainty within ± 3%.

2 - PERC Technology deployed from 290 Wp upwards.

3 - AEG photovoltaic modules are classified according to a principle of positive power tolerance: the Power Output measured at STC of the delivered modules exceeds their assigned Nameplate Nominal Power at STC within a power tolerance range between 0- Wp and 5+ Wp.

4 - No less than 97% of the minimum "Peak Power at STC" in the first year; power output decline no more than 0.7 % per year thereafter)

© Solar Solutions GmbH. AEG is a registered trademark used under license from AB Electrolux (publ). Specifications in this datasheet are subject to change without notice. Code: AS-M-605P-06N4-1BB 300-275 version 201706.1.EN

AEG

MONOCRYSTALLIN MODULE 60 CELLS

(FULL BLACK)
AS-M605B



G.P.T.CO
Gol Pump Technology Company



275 - 295 Wp
60 MONOCRYSTALLINE CELLS
AEG solar modules combine the most advanced technology with high reliability in manufacture to offer you a product meant for high achievements



HIGH EFFICIENCY
WITH PERC TECHNOLOGY
The AEG solar module AS-M605B features PERC coating, which allows you to gain extra efficiency and boost the performances of your solar plant.



FULL BLACK,
PREMIUM LOOK
The careful selection of components (cells, backsheet and frames) ensures a premium product look and provides extra aesthetical value

AEG

COMPREHENSIVELY CERTIFIED

AEG solar modules and production facilities are compliant with the the latest standards to guarantee safety and reliability. Production facilities are certified according to ISO 9001, ISO 14001 and OHSAS 18001. AEG solar products are certified among others by:

YOUR ADVANTAGE AT A GLANCE

Premium solar panel with quality components
High efficiency - up to 295 Wp
Product certified IEC 61215, IEC 61730
10 years Product warranty
25 years linear Power warranty
More





G.P.T.CO
Goi Pump Technology Company

MONOCRYSTALLINE AS-M605B

ELECTRICAL CHARACTERISTICS AT STC¹

Nominal Power (P _{max}) ²	[Wp]	275	280	285	290	295
Tolerance on Nominal Power P _{max} ³	[Wp]	-0 / +5	-0 / +5	-0 / +5	-0 / +5	-0 / +5
Maximum Power Voltage (V _{mp})	[V]	31.4	31.7	32.0	32.3	32.6
Maximum Power Current (I _{mp})	[A]	8.76	8.84	8.91	8.98	9.05
Open Circuit Voltage (V _{oc})	[V]	38.40	38.70	39.2	39.6	40.0
Short Circuit Current (I _{sc})	[A]	9.28	9.39	9.47	9.54	9.62
Module Efficiency (η _m)		16.9%	17.2%	17.5%	17.8%	18.1%
Maximum System Voltage	[V]	1000	1000	1000	1000	1000
Series Fuse Maximum Rating	[A]	15	15	15	15	15

TEMPERATURE CHARACTERISTICS (275 Wp)

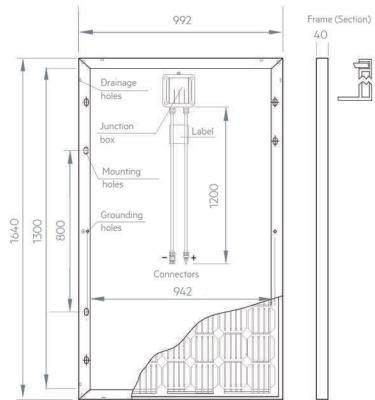
NOCT	45°C ± 2°C
P _{max} Temp. Coefficient (γ)	-0.44 %/°C
V _{oc} Temp. Coefficient (β)	-0.35 %/°C
I _{sc} Temp. Coefficient (α)	0.04%/°C
Operating temperature	-40°C to + 85°C

TEMPERATURE CHARACTERISTICS (280-295 Wp)

NOCT	45°C ± 2°C
P _{max} Temp. Coefficient (γ)	-0.40 %/°C
V _{oc} Temp. Coefficient (β)	-0.32 %/°C
I _{sc} Temp. Coefficient (α)	0.06%/°C
Operating temperature	-40°C to + 85°C

MECHANICAL CHARACTERISTICS

Solar cells	60 (6 x 10) monocrystalline silicon, 156 x 156 mm (6") cells
Front glass	3.2 mm (0.13") high-transparency AR coating glass
Backsheet	Black backsheet
Encapsulant	EVA (Ethylene-Vinyl Acetate)
Frame	Anodized aluminum alloy, black
Junction box	IP67 rated, 3 bypass diodes
Cables	UV resistant cable 1100/1200 mm (43.3"/47.2"), sec.4.0 mm
Connectors	MC4 compatible connectors
Dimensions	1640 mm x 992 mm x 40 mm (64.5" x 39.1" x 1.57 ")
Weight	18.5 kg (40.79 lbs)
Maximum load	Wind: 2400 Pa / Snow: 5400 Pa



PACKING CONFIGURATION

Packing configuration	26 pcs / pallet
Loading Capacity	728 pcs / 40 ft HC

WARRANTIES

Product warranty	10 years
Performance warranty	25 years, linear ⁴

Module dimensions in the technical picture are expressed in mm with tolerance 2± mm (0.079± ")

1 - Standard Test Conditions (STC): Irradiance 1000 W/m², Air Mass AM = 1.5, Cell Temperature ≈ 25°C; Power measurement uncertainty within ± %3.

2 - PERC Technology deployed from 280 Wp upwards.

3 - AEG photovoltaic modules are classified according to a principle of positive power tolerance: the Power Output measured at STC of the delivered modules exceeds their assigned Nameplate Nominal Power at STC within a power tolerance range between 0- Wp and 5+ Wp.

4 - No less than %97 of the minimum "Peak Power at STC" in the first year; power output decline no more than %0.7 per year thereafter)

© Solar Solutions GmbH. AEG is a registered trademark used under license from AB Electrolux (publ). Specifications in this datasheet are subject to change without notice. Code: AS-M605B-06N4-1BB 295-275 version 201706.1.EN

AEG

AS-M721D

SOLAR MODULE

MONOCRYSTALLINE CELLS
330 - 335 Wp

72 CELLS

High efficiency photovoltaic module with reliable power output ensuring a high yield and performance.
Made in Europe.

AEG solar modules are made of carefully selected and tested components to ensure the highest quality, reliable efficiency and a long product life-time.

The AEG monocrystalline solar module AS-M721D delivering up to 335 Wp represents a highly flexible solution for all kinds of installation types - especially for commercial installations and utility scale ground-mounted systems which require higher power outputs.

AEG solar modules feature the latest certifications (IEC/EN 61215 / 61730 a.o.) to ensure the highest quality and reliability. The production facilities comply with the international standards of ISO 9001, ISO14001 and

OHSAS 18001. The AEG solar module AS-M721D offers a range of benefits as a 10 years limited product warranty as well as a linear power warranty for 25 years (power output no less than 97% of the minimum "Peak Power at STC" in the first year; power output decline no more than 0.7% per year thereafter).



Comprehensively certified



Consistent and reliable yields



Made in Europe

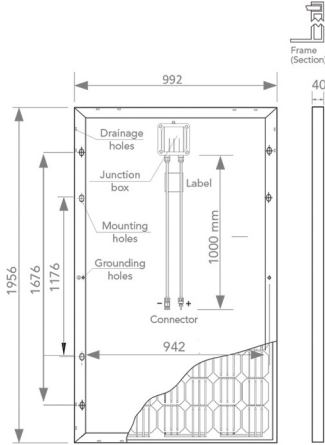


Best fit for big-scale installations

AEG

AS-M721D MONOCRYSTALLINE MODULE 72 CELLS

72 cells per module (156 x 156 mm / 6")



Module dimensions are expressed in mm with tolerance ± 2 mm (± 0.079 ")

TEMPERATURE CHARACTERISTICS:

NOCT	45°C \pm 2°C
P_{max} Temp. Coeff. (γ)	-0.39%/°C
V_{oc} Temp. Coeff. (β)	-0.31 %/°C
I_{sc} Temp. Coeff. (α)	0.048 %/°C
Operating temperature	-40°C to + 85°C

PACKING CONFIGURATION:

Packing Config.	26 pcs / pallet
Loading Capacity	572 pcs / 40 ft HC

ELECTRICAL CHARACTERISTICS AT STC*:

Module Type: AS-M721D		330	335
Nominal Power (P_{max})	[Wp]	330	335
Tolerance on Nominal Power P_{max}^{**}	[Wp]	-0 / +5	-0 / +5
Maximum Power Voltage (V_{mp})	[V]	38.49	38.52
Maximum Power Current (I_{mp})	[A]	8.61	8.73
Open Circuit Voltage (V_{oc})	[V]	47.12	47.26
Short Circuit Current (I_{sc})	[A]	8.86	8.91
Module Efficiency (η_m)		17.00%	17.26%
Maximum System Voltage	[V]	1000	1000
Series Fuse Maximum Rating	[A]	15	15

*Standard Test Conditions (STC): Irradiance 1000 W/m²; Air Mass AM = 1.5; Cell Temperature 25°C; Power measurement uncertainty within $\pm 3\%$. AEG photovoltaic modules are classified according to a principle of positive power tolerance: the Power Output measured at STC of the delivered modules exceeds their assigned Nameplate Nominal Power at STC within a power tolerance range between -0 Wp and +5 Wp.
© Solar Solutions GmbH. Specifications in this datasheet are subject to change without notice. Product code: AS-M721D-E6N1-3BB 330-335, version 201611.1.EN

MECHANICAL CHARACTERISTICS


Solar Cells	72 (6 x 12) monocrystalline silicon, 156 x 156 mm (6") solar cells
Front Glass	3.2 mm (0.16") high-transparency AR coating glass
Backsheet	White backsheet
Encapsulant	EVA (Ethylene-Vinyl Acetate)
Frame	Anodized aluminum alloy
Junction Box	IP67 rated, with 3 bypass diodes
Cables	UV resistant solar cable 1000 mm (39.37"), sec. 4.0 mm ² (12 AWG)
Connectors	MC4 compatible connectors
Dimensions	1956 x 992 x 40 mm (77.01 x 39.06 x 1.57 ")
Weight	24.0 kg (52.9 lbs)
Max. Load	Wind load: 2400 Pa / Snow load: 5400 Pa





Gol Pumps Technology INC

AEG



GOL PUMPS
SOLAR MODULES



GOL PUMPS TECHNOLOGY INC

3750 NW 114 AVE #6 MIAMI, FL 33178

Ph: +1 (786) 615 8984

Fax: +1 (786) 615 7043

Info@golpumps.com

www.golpumps.com