



G.P.T CO
Gol Pump Technology Company

SLURRY & SAND PUMPS

50Hz / 60Hz





STORMY SERIES

OPEN STAND AND AGITATOR, STRAINER AND AGITATOR

Rugged, reliable and cost effective, the Stormy series pumps come complete with patented high chrome impellers, agitators, and wear plates to withstand tough slurry transportation. STORMY pumps are designed with two different types of pump stands, the open stand and the strainer. Our slurry pumps serve a wide range of slurry transport applications like mining, quarrying, construction sites, and other demanding industries.

FEATURES

1 Watertight Cable Entry

The cable entry employs an anti-wicking block where each conductor is stripped and encapsulated in epoxy. This feature effectively prevents water from penetrating the motor chamber when the cable end is submerged or the cable sheath is damaged.

2 Top Discharge and Side Flow Design

Designed to cool the motor with pumped water even at low water level, this feature forms the cylindrical and slim shape of the pump and enables the pump to be installed in confined spaces.

3 Motor Protector

The motor incorporates a circle thermal protector which protects against overheating and dry-run.

4 Submersible 4-Pole Motor

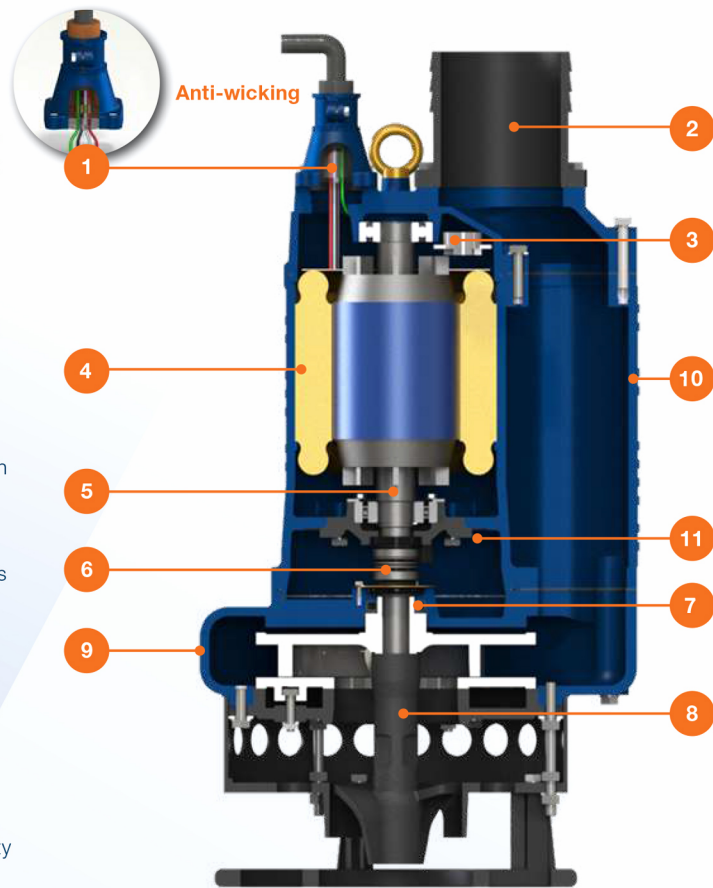
Air filled motor, housed in a watertight casing, conforms to Class F insulation. The 4-pole motor helps reducing impeller wears.

5 C3 Ball Bearings and Hardened SS Shaft

High quality of C3 ball bearings and the well-balanced, hardened stainless steel shaft enhance stability during continuous pumping operations.

6 Double Mechanical Seals

Located in the oil chamber, the device is made of quality materials with highly wear-resistant silicon carbide in lower side that provides extra protection against leakage and dry-run.



The above images are for illustration purposes only, please refer to datasheets for more details.

7 Extra Protection for Mechanical Seals and Shaft

Lip seals and shaft sleeves are utilized for additional protection against wear.

8 High Chrome Iron Impeller, Agitator, and Wear plate

GOL PUMP patent formula, ACrS Tech is applied to all high chrome iron components, including impellers, agitators, and wear plates. This technology increases wear resistance to particle abrasion.

9 Hardened Pump Volute


The pump volute is made from hardened cast ductile iron. This technology enhances the hardness and wear life of the pump casing.

10 Rugged Cast Iron Construction

The whole cast iron pump features a simple, robust structure that provides durability and impact resistance to rough conditions.

11 Food Grade Lubricant

GOL PUMP adopts eco-friendly lubricant to minimize environmental impacts.





Advanced Chromium Steel Tech

After years of testing and continuous improvement, PRORIL proudly presents our patented technology, Advanced Chromium Steel Tech, ACrS Tech. Designed for high wear resistance and superb corrosion resistance, ACrS Tech is applied to all our dewatering and slurry pump family to tackle tough challenging applications. The advantages of ACrS Tech can easily and dramatically reduce operational costs.



STORMY

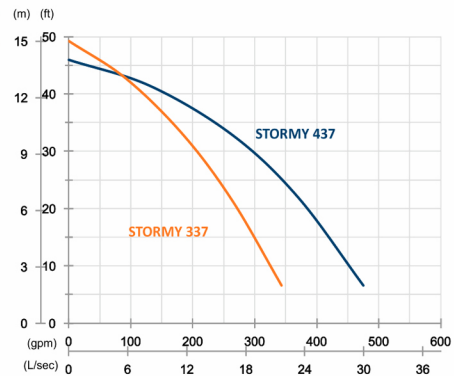
337 437



| | STORMY 337 | 437 |
|---------------|-----------------|-----------------|
| Outlet | 3" (80mm) | 4" (100mm) |
| Rated Output | 5HP (3.7kW) | 5HP (3.7kW) |
| Shaft Speed | 1750 rpm | 1750 rpm |
| Solid Passage | 1" (25mm) | 1" (25mm) |
| Height (P) | 30" (762mm) | 30.8" (783mm) |
| Height (S) | 31.2" (793mm) | 32" (814mm) |
| Diameter (P) | Ø15.2" (385mm) | Ø15.2" (385mm) |
| Diameter (S) | Ø15" (382mm) | Ø15" (382mm) |
| Weight (P) | 243 lbs (110kg) | 243 lbs (110kg) |
| Weight (S) | 254 lbs (115kg) | 254 lbs (115kg) |

(P) : Open Stand

(S) : Strainer



STORMY

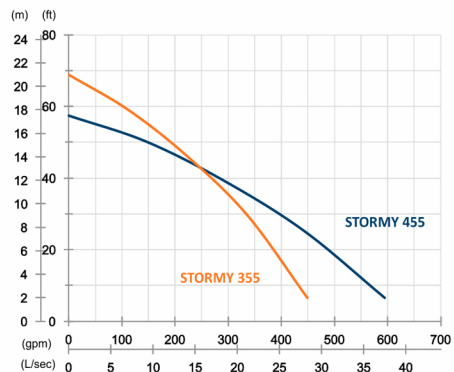
355 455



| | STORMY 355 | 455 |
|---------------|-----------------|-----------------|
| Outlet | 3" (80mm) | 4" (100mm) |
| Rated Output | 7.5HP (5.5kW) | 7.5HP (5.5kW) |
| Shaft Speed | 1750 rpm | 1750 rpm |
| Solid Passage | 1" (25mm) | 1" (25mm) |
| Height (P) | 31.7" (806mm) | 32.5" (826mm) |
| Height (S) | 31.7" (806mm) | 32.5" (826mm) |
| Diameter (P) | Ø16.5" (420mm) | Ø16.5" (420mm) |
| Diameter (S) | Ø16.2" (412mm) | Ø16.2" (412mm) |
| Weight (P) | 271 lbs (123kg) | 273 lbs (124kg) |
| Weight (S) | 289 lbs (131kg) | 291 lbs (132kg) |

(P) : Open Stand

(S) : Strainer





STORMY 475



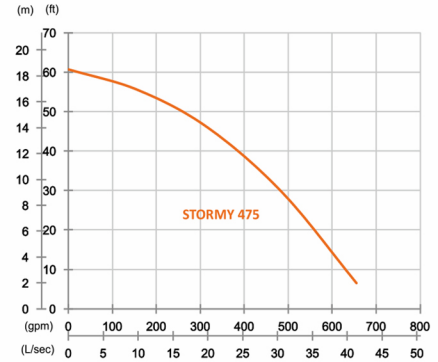
P

S

| STORMY 475 | |
|-------------------|-----------------|
| Outlet | 4" (100mm) |
| Rated Output | 10HP (7.5kW) |
| Shaft Speed | 1750 rpm |
| Solid Passage | 1" (25mm) |
| Height P | 32.5" (826mm) |
| Height S | 32.5" (826mm) |
| Diameter P | Ø16.5" (420mm) |
| Diameter S | Ø16.2" (412mm) |
| Weight P | 273 lbs (124kg) |
| Weight S | 291 lbs (132kg) |

P : Open Stand

S : Strainer



STORMY 4110 6110



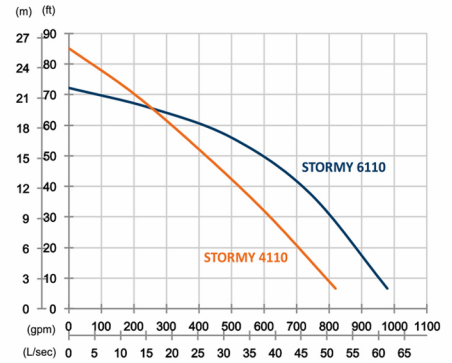
P

S

| STORMY 4110 | | 6110 | |
|-------------------|-----------------|-----------------|--|
| Outlet | 4" (100mm) | 6" (150mm) | |
| Rated Output | 15HP (11kW) | 15HP (11kW) | |
| Shaft Speed | 1750 rpm | 1750 rpm | |
| Solid Passage | 1" (25mm) | 1.4" (35mm) | |
| Height P | 35.5" (901mm) | 35.9" (913mm) | |
| Height S | 35.8" (910mm) | 36.3" (922mm) | |
| Diameter P | Ø18.9" (479mm) | Ø18.9" (479mm) | |
| Diameter S | Ø18.9" (479mm) | Ø18.9" (479mm) | |
| Weight P | 421 lbs (191kg) | 423 lbs (192kg) | |
| Weight S | 439 lbs (199kg) | 441 lbs (200kg) | |

P : Open Stand

S : Strainer



STORMY 6150 6150L



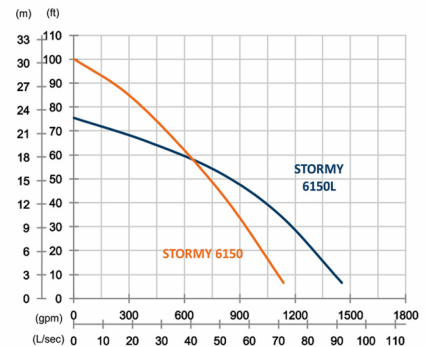
P

S

| STORMY 6150 | | 6150L | |
|-------------------|-----------------|-----------------|--|
| Outlet | 6" (150mm) | 6" (150mm) | |
| Rated Output | 20HP (15kW) | 20HP (15kW) | |
| Shaft Speed | 1750 rpm | 1750 rpm | |
| Solid Passage | 1.4" (35mm) | 1.4" (35mm) | |
| Height P | 35.9" (913mm) | 35.9" (913mm) | |
| Height S | 36.3" (922mm) | 36.3" (922mm) | |
| Diameter P | Ø18.9" (479mm) | Ø18.9" (479mm) | |
| Diameter S | Ø18.9" (479mm) | Ø18.9" (479mm) | |
| Weight P | 443 lbs (201kg) | 443 lbs (201kg) | |
| Weight S | 459 lbs (208kg) | 459 lbs (208kg) | |

P : Open Stand

S : Strainer



STORMY 6220 8220



P

S

| STORMY 6220 | | 8220 | |
|-------------------|-----------------|-----------------|--|
| Outlet | 6" (150mm) | 8" (200mm) | |
| Rated Output | 30HP (22kW) | 30HP (22kW) | |
| Shaft Speed | 1750 rpm | 1750 rpm | |
| Solid Passage | 1.2" (30mm) | 1.4" (35mm) | |
| Height P | 47.4" (1204mm) | 45.9" (1166mm) | |
| Height S | 47.6" (1210mm) | 46.1" (1172mm) | |
| Diameter P | Ø23.3" (592mm) | Ø23.3" (592mm) | |
| Diameter S | Ø23.3" (592mm) | Ø23.3" (592mm) | |
| Weight P | 761 lbs (345kg) | 783 lbs (355kg) | |
| Weight S | 787 lbs (357kg) | 809 lbs (367kg) | |

P : Open Stand

S : Strainer

