



GOL PUMPS TECHNOLOGY INC

60 Hz

G.P.T.CO

Drainage and Utility Pump



GVA



GFA



GHM



ISO-9001/CNS12681





G.P.T. CO

GFA

Utility Pump

GFA Type Auto. Utility Pump with

Built-in Automatic Float Key Switch

Power: 100, 200, 370, 680W

Motor: 2 Poles

Plastic Construction, lightweight, and easy to carry for various applications and working sites.

The GFA series is suitable for use with clear water that does not contain abrasive particles.



GFA
GOLDFISH

Built-in Quality Automatic Float Key Switch.

Plastic Body, Light-weight design for continuous duty

Double Protection: Mechanical Seal plus Separate Oil Seal.

Unique " Epoxy Cable Sealing Base".

Built-in Quality Thermal Protector for Motor.

Multipurpose low power electric pump, suitable for drainage of clean water, or removing water from flooded basements, garages, and small sumps.

GFA Type Auto. Utility Pump with



G.P.T.CO

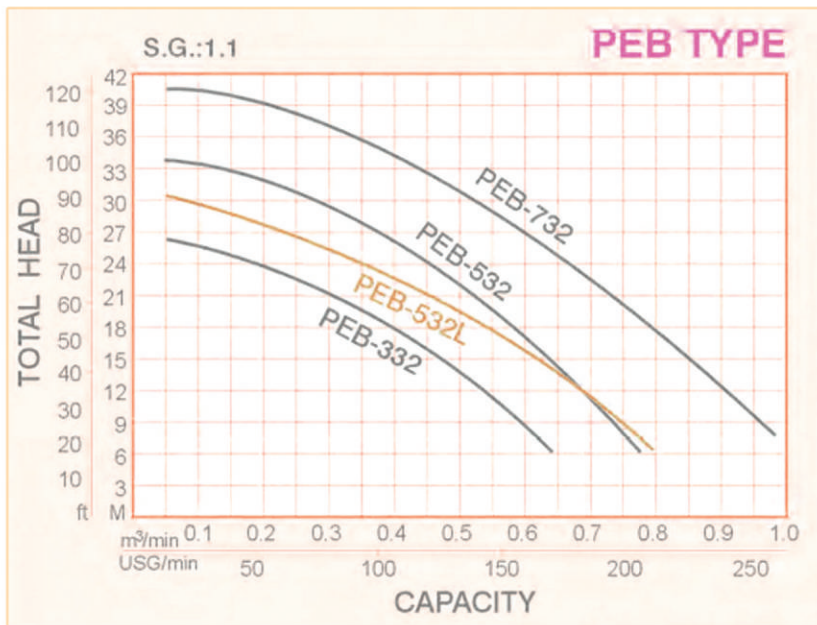
GFA

Utility Pump

100W,200W,370W,580W



GFA
GOLDFISH



TYPE	MOTOR			PUMP						Cable	Weight	Height	Pump Diameter
	POWER		Phase	Volt	Disch.Dia.		Max.Head	Max.Flow	Solid Passage				
	HP	kw	PH	V	inch	mm	M	m³/min	mm				
GFA AUTOMATIC UTILITY PUMP with FLOAT SWITCH (for clean water)													
GFA-100N	1/8	100	1	100	1	25	6	0.10	5x4	0.75²x4	3.9	240	144
				200-240									
GFA-200	1/4	200	1	100	1-1/4	32	8	0.17	12x5	0.75²x4	5.2	291	159
				200-240									
GA-370	1/2	370	1	100	1.5	40	10	0.20	12x5	0.75²x4	6.5	325	159
				200-240									
GFA-680	7/8	680	1	100	2	50	11	0.27	10x5	0.75²x4	6.8	348	159
				200-240									



G.P.T. CO

GVA

**Vortex
Sewage
Pump**

GVA Type Auto. Vortex Pump with

Built-in Automatic Float Key Switch

Built-in Automatic Float Key Switch

DESIGNED FOR USE WITH RESIDENTIAL RAW SEWAGE

Power: 200W, 370W, 680W

Motor: 2 Poles



GVA

200W, 370W, 680W

FEATURES:

Built-in Automatic Float Key Switch

Semi-open vortex type recessed impeller

Engineering plastic pump body.

Max. Liquid Temperature: 40°C

Quality IP68 motor with built-in quality thermal protector for the motor.

Waterproof cable "epoxy cable sealing base" prevents water infiltration.

Double Protection: Mechanical Seal plus Separate Oil Seal

APPLICATIONS:

Lifting sewage water from cesspools.

Transfer clean or slightly dirty water from the well or the basement.



G.P.T.CO

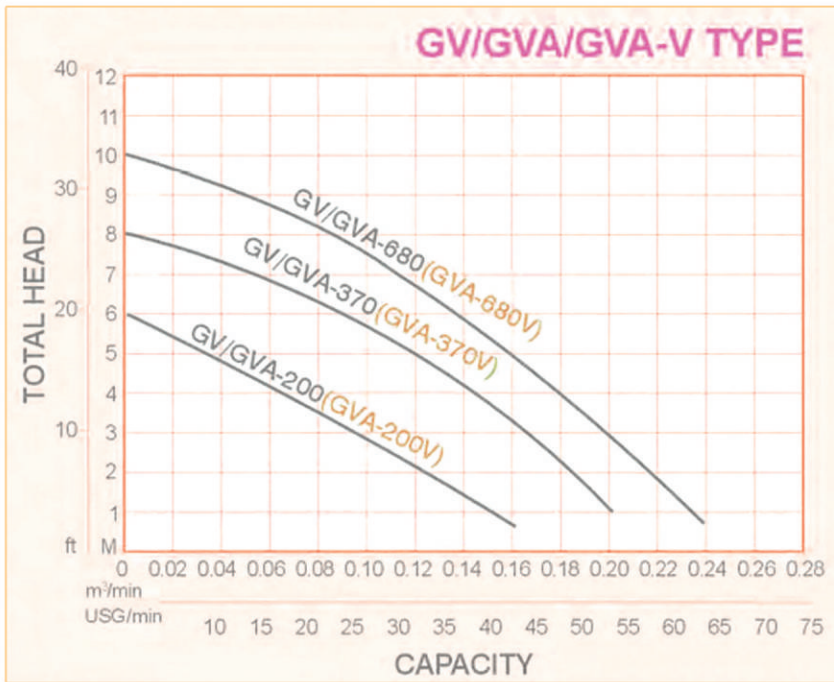
GVA

**Vortex
Sewage
Pump**



GVA

200W,370W,680W



TYPE	MOTOR			PUMP						Cable	Weight	Height	Pump Diameter
	POWER		Phase	Volt	Disch.Dia.		Max.Head	Max.Flow	Solid Passage				
	HP	kw	PH	V	inch	mm	M	m³/min	mm				
GVA AUTOMATIC VORTEX PUMP with FLOAT SWITCH (for dirty water)													
GVA-200	1/4	200	1	100	1-1/4	32	8	0.15	40x15	0.75²x4	5	293	222
				200-240									
GVA-370	1/2	370	1	100	1.5	40	10	0.20	40x15	0.75²x4	6	320	228
				200-240									
GVA-680	7/8	680	1	100	2	50	11	0.23	40x25	0.75²x4	7	339	241
				200-240									



G.P.T. CO

GHM

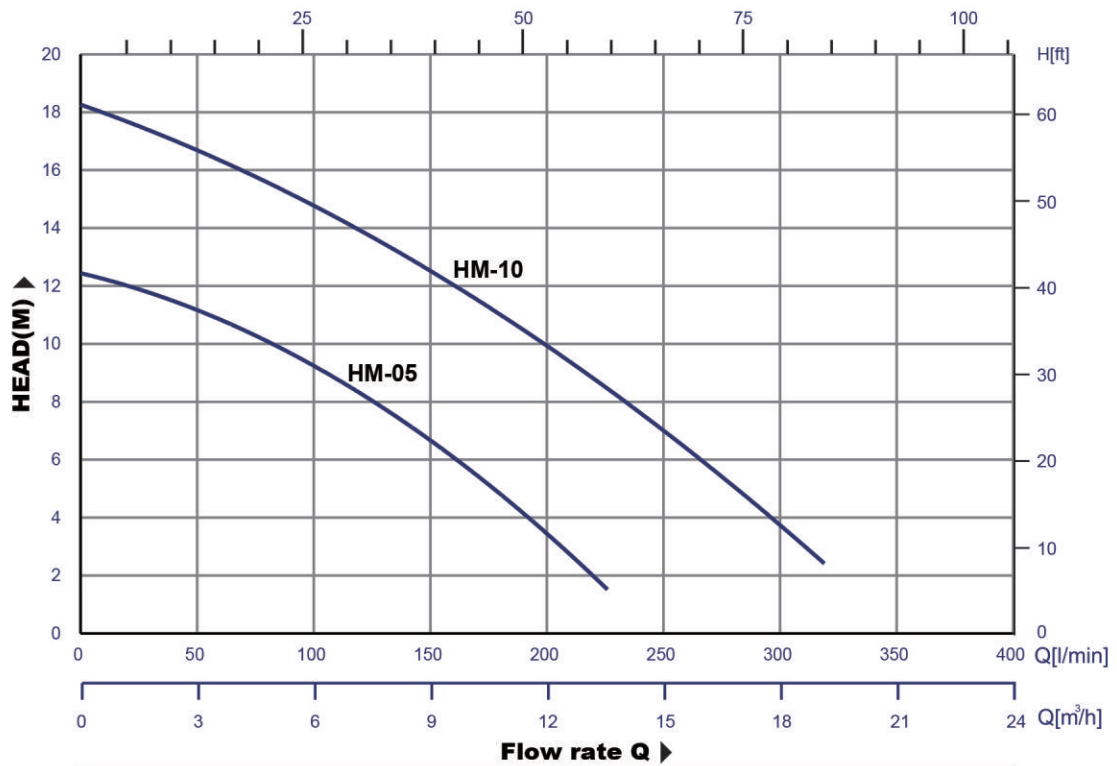
General Data/Material



Operating Conditions	Applications	Waste water for domestic and civil purposes
	Fluid Temperature	0 to 40 °C
Motor	Type	Dry Type
	Pole	2-pole
	Insulation	Class F
	Protection	IP68
	Protection Device	Thermal Protector (single phase) Overload Protector (three phase)
Pump	Impeller	Vortex Impeller
	Shaft Seal/Material	Double Mechanical Seal
	Bearing	Double-shielded Ball Bearing

Component	Material
Cable	H07RN-F
Handle	Nylon 6
Motor Cover	ADC 12
End Bracket	SECC
Pump Casing	Cast Iron GJL 200
Impeller	TPU
Strainer	PVC
Agitator	SMF 5030
Mechanical seal: Upper	CA/CE
Lower	Sic/Sic
Shaft	AISI 410
Motor Housing	ADC 12

Characteristic curves N= 3450 rpm





G.P.T. CO

GHM

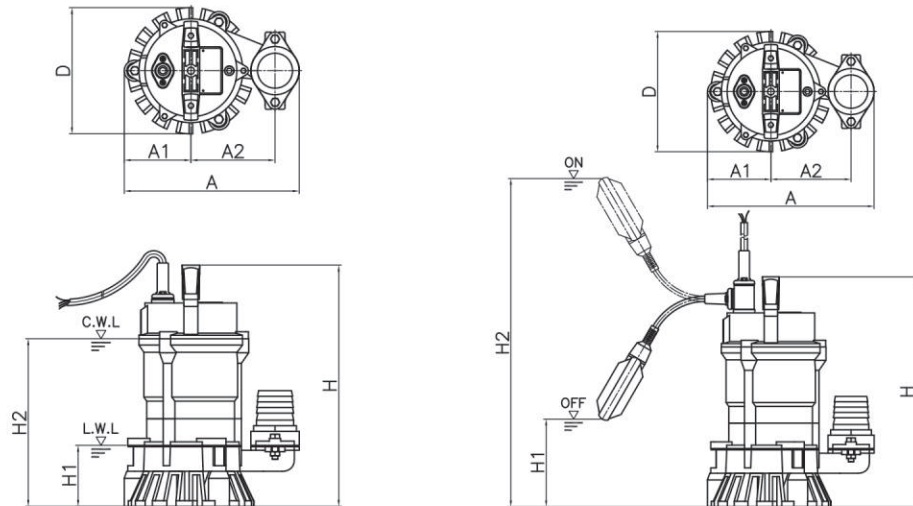
General Data/Material

Specifications

Model	Power HP (kW)	Discharge inch	Phase	Standard		Max		Solid Passage mm	N.W. kg	Cable M
				Head M	Capacity LPM	Head M	Capacity LPM			
GHM 05-50	1/2 (0.37)	2"	1φ/3φ	7	120	12	240	10	12.5	10
GHM 10-50(80)	1 (0.75)	2"/3"	1φ/3φ	10	200	18	350	10	15.5	10

Auto Float Switches are available in Single-phase

Dimensions and Weights



Model	Dimension (mm)						
	A	A1	A2	D	H	H1	H2
GHM-05-50	250	95	120	180	344	87	239
GHM-05MA-50	250	95	120	180	344	131	491
GHM-10-50(80)	280	95	135	180	369	87	264
GHM-10MA-50(80)	280	95	135	180	369	156	516

A= Auto Float Switch



G.P.T.CO

GOL PUMPS TECHNOLOGY INC



6520 NW 77 ct

MIAMI , FL 33166

PH : +1(786) 615 8984

+1(786) 452 9775

Fax : +1(786) 615 7043

www.golpumps.com

Info@golpumps.com