



Technical Data

Trash Pump - EJ40-110

Revision no.

Page:

1

Receiver

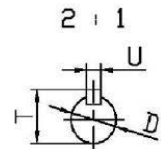
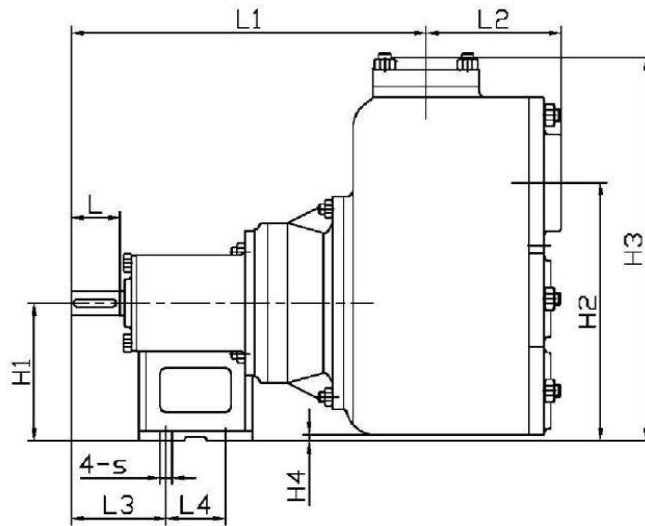
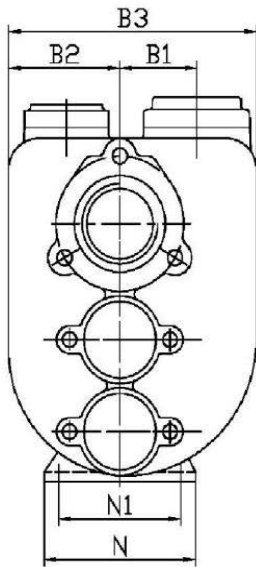
From

 Company name
 Respons. Department
 Person in charge
 Phone number
 Fax no
 E-mail address



Brand: Gol Pumps
Model: EJ40-110

Weight (lb)	
Pump	42

Dimensions:

Pump installation size (inch)

B1	B2	B3	L1	L2	H1	H2	H3	H4	L	N1	N	L3	L4	s	T	U	D
1.2	3.2	6.9	10.5	3	3.6	6.5	9.6	0.2	1.6	3.2	4.1	2.8	2	∅10	0.9	0.2	∅19

Project

Project ID

Created by

Created on

Last update



Performance Curves

Trash Pump - EJ40-110

Revision no. _____

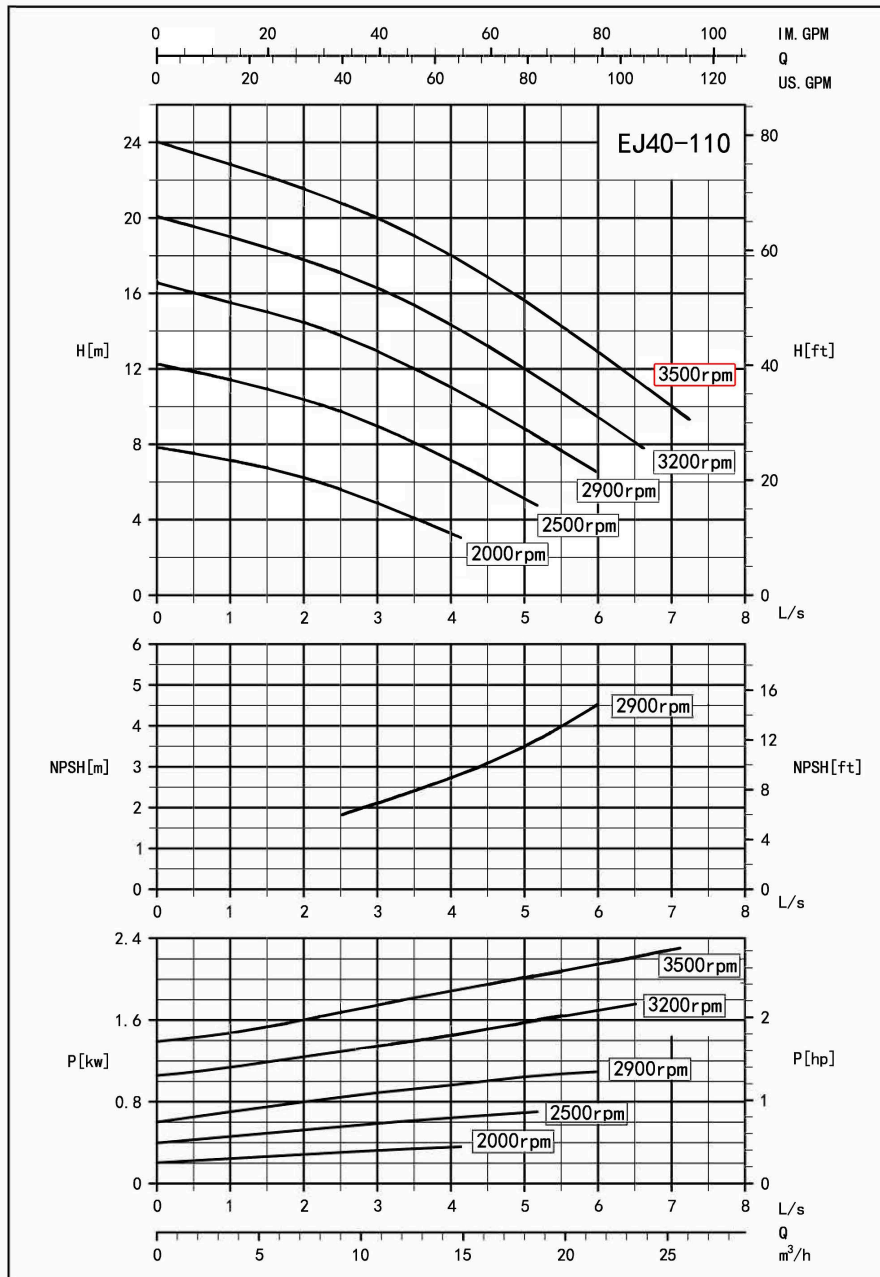
Page: 2

Receiver _____

From _____

Company name _____
 Respons. Department _____
 Person in charge _____
 Phone number _____
 Fax no _____
 E-mail address _____

Model	Inlet and Outlet diam.		Solid		Flow		Head		Speed	Power	
	mm	in	mm	in	m ³ /h	gpm	m	ft	rpm	kw	hp
EJ40-110	40	1.5	20	0.8	6	26.4	21	68.9	3500	2.2	3
					18	79.3	15	49.2			
					25	110.1	8	26.3			



Project _____	Project ID _____	Created by _____	Created on _____	Last update _____
---------------	------------------	------------------	------------------	-------------------