



# Technical Data

## Submersible Well Pump - SP 65007 - SS316

Revision no.

Page:  
 1

Receiver

From

Company name  
 Respons. Department  
 Person in charge  
 Phone number  
 Fax no  
 E-mail address

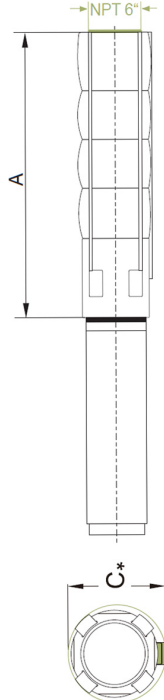




**Brand: Gol Pumps**  
**Model: SP 65007**



### Dimensions:



Pump Type	Motor Dia.	Dimensions (inch)			Net Weight (lb)
		A	C*	Pump Discharge	Pump
SP 6500-7	8"	62	8	6" NPT	148

Project	Project ID	Created by	Created on	Last update
---------	------------	------------	------------	-------------



# Performance Curves

## Submersible Well Pump - SP 65007 - SS316

Revision no.

Page:  
 2

Company name  
 Respons. Department  
 Person in charge  
 Phone number  
 Fax no  
 E-mail address

Receiver

---

---

---

---

---

From

---

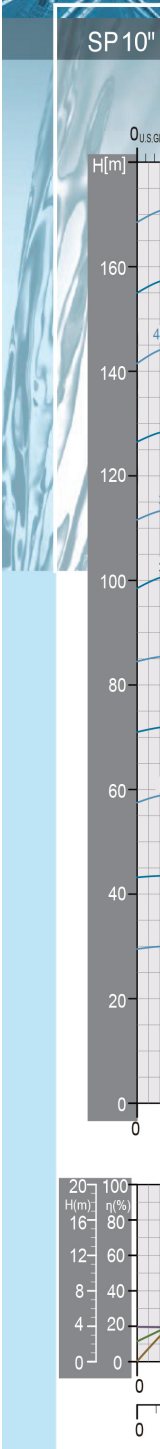
---

---

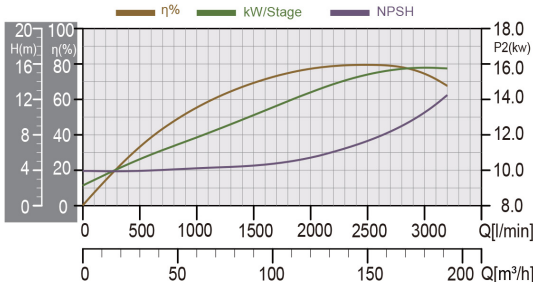
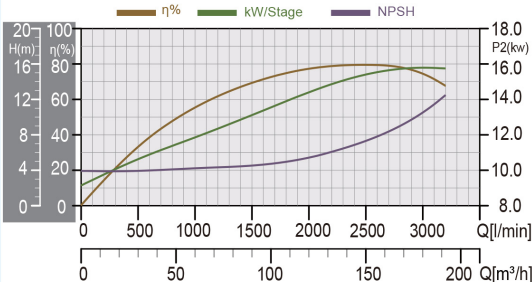
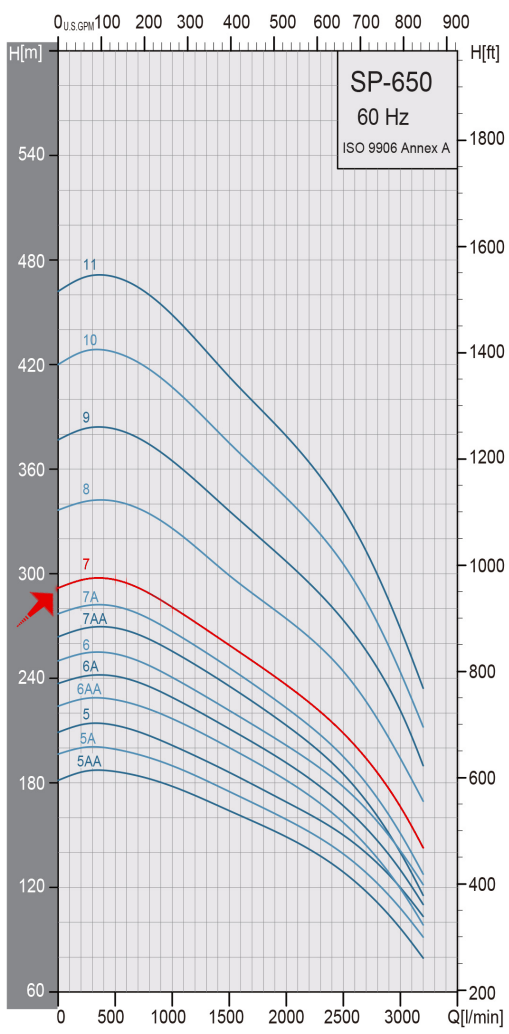
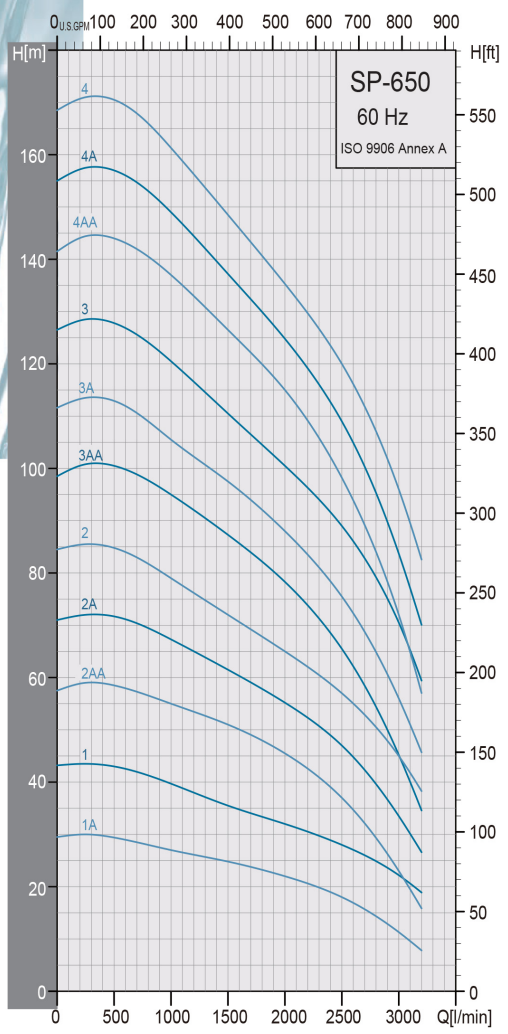
---

---

Pump Type	Motor		Q capacity 3450 rpm												
	P2		m <sup>3</sup> /h	48	60	72	84	96	108	120	132	144	156	168	180
	KW	HP	G/min	211	264	317	370	423	475	528	581	634	687	740	792
SP 6500-7	110	150	Head(ft)	945	922	896	863	837	807	774	741	705	659	607	544



### SP10" SP650 Performance Curves



Project	Project ID	Created by	Created on	Last update
---------	------------	------------	------------	-------------



# Parts and Materials

## Submersible Well Pump - SP 65007 - SS316

Revision no.

Page:  
 3

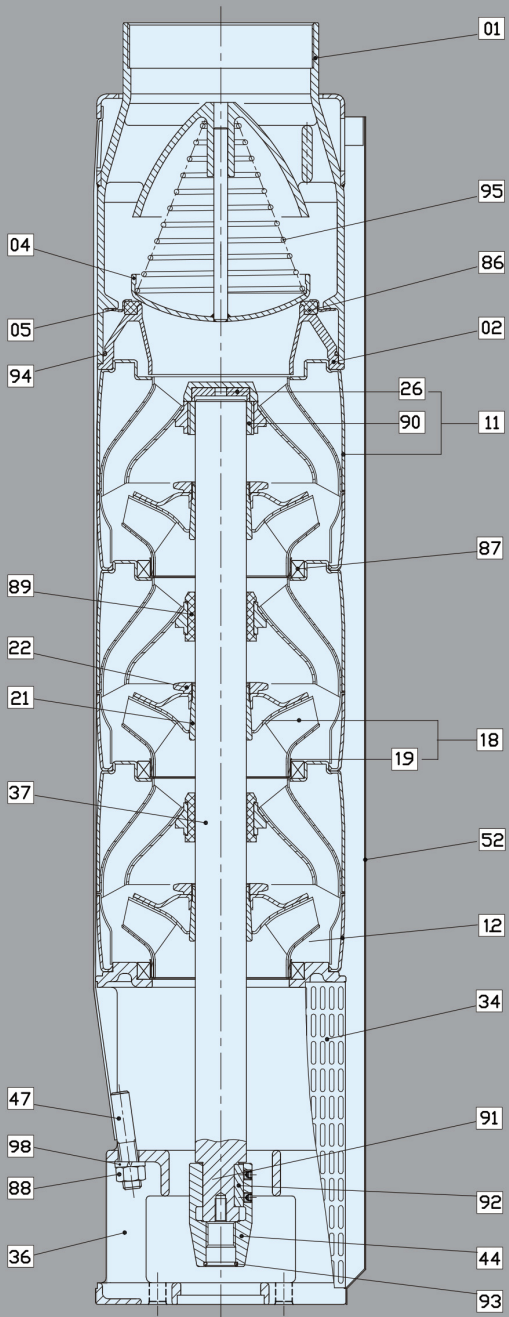
Receiver

From

Company name  
 Respons. Department  
 Person in charge  
 Phone number  
 Fax no  
 E-mail address



### Example: SP-1100



## Material Specification-10" Pumps

Pos.	Components	Standard
01	Discharge	SUS316
02	Lower Valve Seat Retainer	SUS316
04	Valve Cup	SUS316
05	Upper Valve Seat Retainer	SUS316
11	Upper Diffuser	SUS316
+26	Spacing Washer For Stop Ring	Carbon Fiber+MoS2+PTFE
+90	Upper Bearing	SUS316+NBR
12	Diffuser	SUS316
18	Impeller	SUS316
18	Impeller - A	SUS316
+19	Ring Of Impeller	SUS316
21	Split Cone	SUS316
22	Split Cone Nut	SUS316
34	Strainer - one lead	SUS316
34	Strainer - two leads	SUS316
36	Suction Interconnector - 6"	SUS316
36	Suction Interconnector - 8"	SUS316
37	Shaft	SUS316
44	Coupling - 6"	SUS316
44	Coupling - 8"	SUS316
47	Strap	SUS316
52	Cable Guard	SUS316
86	Valve Seat	NBR70
87	Neck Ring	PPS+NBR
88	Nut	SUS316
89	Bearing	NBR70
91	Screw - 6"	SUS316
91	Screw - 8"	SUS316
92	Key - 6"	SUS316
92	Key - 8"	SUS316
93	O-ring - 6"	NBR70
93	O-ring - 8"	NBR70
94	O-ring	NBR70
95	Spring	SUS316
98	Spring Washer	

\*AISI 316 stainless steel pumps are available on request.

Project	Project ID	Created by	Created on	Last update
---------	------------	------------	------------	-------------



# Motor Technical Datasheet

## Submersible Well Pump - SP 65007 - SS316

Revision no.

Page:  
2

Receiver

From

Company name  
 Respons. Department  
 Person in charge  
 Phone number  
 Fax no  
 E-mail address



Motor	Pmax		Un	In	Ia	n (Eff.) %			cos (PF)			r.p.m	Max. water T in °F			Cable	Cable L	
	HP	KW	V	A	A	2/4	3/4	4/4	2/4	3/4	4/4	n	N	PVC	PE2+PA	HT	(inch^2)	ft
8F150XC	150	110	440	203	812	85.5	86	86	0.63	0.75	0.83	3490	70000	86	140	167	/	10
			460	198	792	85.7	86.2	86.3	0.62	0.74	0.81	3499					(0.9)x3	

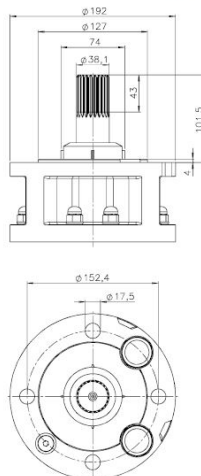


Motor Type	Lenght	Net weight	Case dimensions (inch)			Gross weight
	inch	lb	A	B	C	lb
10F150XC	74	589	75	11	16	626

10" Coupling - Nema:

**Motore 8" · Attacco 8" - NEMA**

8" Motor - 8" Coupling - NEMA  
 Moteur 8" - Accouplement 8" - NEMA  
 Motor 8" - Acoples 8" - NEMA



Project	Project ID	Created by	Created on	Last update
---------	------------	------------	------------	-------------



# Motor Material

## Submersible Well Pump - SP 65007 - SS316

Revision no.

Page:  
 2

**Receiver**

**From**

Company name  
 Respons. Department  
 Person in charge  
 Phone number  
 Fax no  
 E-mail address



Pos.	Qt.	Components	Material AISI 316
1	1	Sand guard	NBR 90
2	1/2	Ring nut	AISIS 316 / Wr 14401
3	2/4	Cable-press	Plastic
4	1/2	Cable-press gasket	NBR 45
5	4	Nut	AISIS 316 / Wr 14401
6	4	Washer	AISIS 316 / Wr 14401
7	1	Upper flange	AISIS 316 / Wr 14401
8	4	Screw	AISIS 316 / Wr 14401
9	1	Screw	AISIS 316 / Wr 14401
10	1	Mechanical Seal	SIC + SIC + NBR
11	4	Gasket	Paper
12	1	Upper support	AISIS 316 / Wr 14401
13	2/3/4	Seal bushing	Graphite
14	1	Stator	AISIS 316 / Wr 14401
15	3/6	Single core round cable	EPR 0.6-1 KV
16	8	Upper tension rod	AISIS 316 / Wr 14401
17	16	Gasket	/
18	16	Washer	AISIS 316 / Wr 14401
19	16	Nut	AISIS 316 / Wr 14401
20	2	Washer	/
21	1	Plug	AISIS 316 / Wr 14401
21A	1	Valve	AISIS 316 / Wr 14401
22	1	Rotor	Duplex / Wr 14462
23	1	Key	Iron
24	1	Lower support	AISIS 316 / Wr 14401
25	1	Striker disk	Plastic
26	1	Screw	AISIS 304 / Wr 14301

Project	Project ID	Created by	Created on	Last update
---------	------------	------------	------------	-------------



# Motor Technical Datasheet

## Submersible Well Pump - SP 65007 - SS316

Revision no.

Page:  
 2

	Receiver	From
Company name	<input style="width: 100%;" type="text"/>	<input style="width: 100%;" type="text"/>
Respons. Department	<input style="width: 100%;" type="text"/>	<input style="width: 100%;" type="text"/>
Person in charge	<input style="width: 100%;" type="text"/>	<input style="width: 100%;" type="text"/>
Phone number	<input style="width: 100%;" type="text"/>	<input style="width: 100%;" type="text"/>
Fax no	<input style="width: 100%;" type="text"/>	<input style="width: 100%;" type="text"/>
E-mail address	<input style="width: 100%;" type="text"/>	<input style="width: 100%;" type="text"/>

27	4	Thrust disk	Steel/Graphite/Resin
28	1	Seeger ring	Iron
29	1	Thrust sliding	AISIS 420
30	6	Base	AISIS 316 / Wr 14401
31	1	Screw	Iron
32	1	Nut	Iron
33	1	Internal over	AISIS 304 / Wr 14301
34	1	Membrane	NBR 60
35	1	External cover	AISIS 316 / Wr 14401
36	4	Screw	AISIS 316 / Wr 14401
37	8	Lower tension rod	AISIS 316 / Wr 14401
38	1	Complete thrust bearing	/
39	1	Protective ring	PA 66

Project	Project ID	Created by	Created on	Last update
---------	------------	------------	------------	-------------