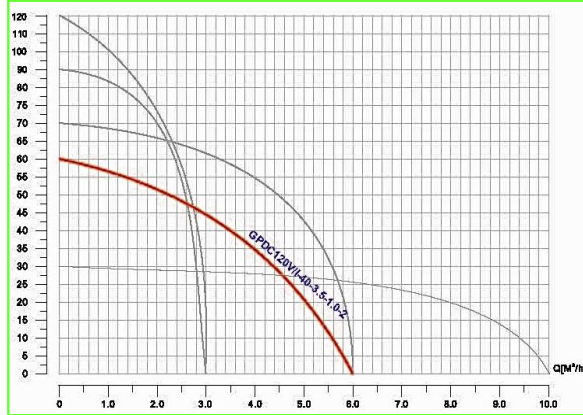


Pump Data

Brand : **Gol Pump**
 Model : **GPDC120V/1 -40-3.5- 1.0-2**


Head Rate : 135 FEET Flow Rate: 13.3 GPM
 Head Min: 30 FEET Flow Max: 26.6 GPM
 Head Max: 180 FEET Flow Min : 2.2 GPM

RPM : 5000 rpm
 Normal Power P1 : 1.3 HP
 Fluid: Water
 Fluid Temperature: at about 25 °C
 Density: water 997 kg/m³
 Fluid Viscosity: 8.90 × 10⁻⁴ Pa·s
 With Float switch: NONE
 Kind of Pump: Submersible
 Delivery size: 2" Outlet with hose head
 Suction size: With Strainer
 Made in : CHINA



Motor Data

KIND OF Motor: with Brush
 Power P1: 1 KW
 Phase (PH): DC SINGLE PHASE
 Rate Voltage : 120 VDC
 Capacitor Need : NONE
 Ferequency : DC
 Rated Speed (rpm): 5000 rpm
 Current (A): 8.3 A
 Cos φ : 1
 Degree of Protection (IP): IP 68
 Safety Protection Included : E
 length of Cable : 20 M
 Kind of Plug : NONE
 Ambient Temp : 40°C = 104°F



Other Pump Data

Impeller Model : Noryl
 Pressuer Rating: PN 16
 Min. Fluid Temp : 0°C = 32°F
 Max. Fluid Temp : 90°C = 234°F
 Ambient Temp : 40°C = 104°F
 Humidity % : 100%

Special Specification

Installation status : Vertical
 Variable frequency : NONE
 Solid Passage: 80 Gr/M3

Materials

Pump Body : Cast Iron
 Diffuser : Noryl
 Impeller: Noryl
 Mechanical Seal: CE/CA/NBR/INOX
 Rubber: NBR
 Pump Shaft: SUS 304
 Strainer: SUS 304
 outer cover: Cast Iron
 Motor: Cast Iron

Shaft Seal

Type: *
 Stationary Part: Ceramic
 Rotating Part: Carbon
 Elastomer: NBR

Standard Approve :

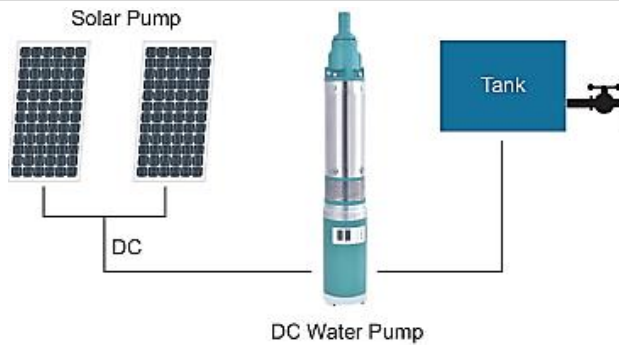
Weight : * Kg

CE



Rev : 2021 / 02

Direct Connection to Solar Panel



DC Water Pump

Applicant :

- Irrigation, Livestock, Garden Fountains,
- Home Supply, Large Scale Watering System
- Commercial Establishments, Solar Water Treatment
- DC Solar Water Pump Connect to Solar Panel Directly
- DC Solar Water Pump Connect to Battery Directly