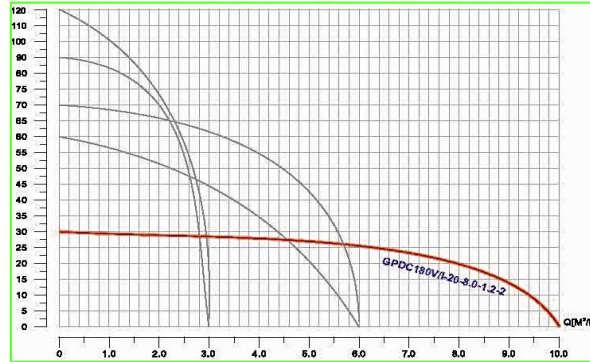


**Pump Data**

Brand :	<b>Gol Pump</b>		
Model :	<b>GPDC180V/I -20-8.0-1.2-2</b>		
Head Rate :	75 FEET	Flow Rate :	25 GPM
Head Min:	30 FEET	Flow Max:	44 GPM
Head Max:	90 FEET	Flow Min :	2.2 GPM
RPM :	5000 rpm		
Normal Power P1 :	1.6 HP		
Fluid:	Water		
Fluid Temperature:	at about 25 °C		
Density:	water 997 kg/m <sup>3</sup>		
Fluid Viscosity:	8.90 × 10 <sup>-4</sup> Pa·s		
With Float switch	NONE		
Kind of Pump	Submersible		
Delivery size	1" Outlet with hose head		
Suction size	With Strainer		
Made in :	CHINA		



**Motor Data**

KIND OF Motor	with Brush		
Power P1:	1.2 KW		
Phase (PH):	DC SINGLE PHASE		
Rate Voltage :	180 VDC		
Capacitor Need :	NONE		
Ferequency :	DC		
Rated Speed (rpm):	5000 rpm		
Current (A):	6.7 A		
Cos φ :	1		
Degree of Protection (IP):	IP 68		
Safety Protection Included :	E		
length of Cable :	20 M		
Kind of Plug :	NONE		
Ambient Temp :	40°C = 104°F		

**Other Pump Data**

Impeller Model :	Noryl		
Pressuer Rating :	PN 16		
Min. Fluid Temp :	0°C = 32° F		
Max. Fluid Temp :	90°C = 234°F		
Ambient Temp :	40°C = 104°F		
Humidity % :	100%		

**Special Specification**

Installation status :	Vertical		
Variable frequency :	NONE		
Solid Passage:	80	Gr/M3	

**Materials**

Pump Body :	Cast Iron		
Diffuser :	Noryl		
Impeller:	Noryl		
Mechanical Seal:	CE/CA/NBR/INOX		
Rubber:	NBR		
Pump Shaft:	SUS 304		
Strainer:	SUS 304		
outer cover:	Cast Iron		
Motor:	Cast Iron		

**Shaft Seal**

Type:	*		
Stationary Part:	Ceramic		
Rotating Part:	Carbon		
Elastomer:	NBR		


**Standard Approve :**

Weight : \* Kg

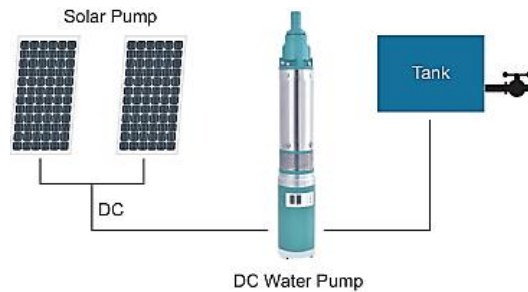
CE



Rev : 2021 / 02



**Direct Connection to Solar Panel**



**Applicant :**

Irrigation, Livestock, Garden Fountains,

Home Supply, Large Scale Watering System

Commercial Establishments, Solar Water Treatment

DC Solar Water Pump Connect to Solar Panel Directly

DC Solar Water Pump Connect to Battery Directly