



# EL10S

## PUMP SPECIFICATIONS

|  |                            |
|--|----------------------------|
| Capacity [m <sup>3</sup> /h - (USGPM)] | 60 - (264)                 |
| Head [m - (ft)]                        | 15.5 - (50)                |
| Impeller diameter [mm - (in)]/type     | 250 - (10)/4 blades opened |
| Hose adaptor diameter [mm - (in)]      | 100 - (4)                  |
| Cross section diameter [mm] - (in)     | 25 - (1)                   |
| Weight (without cable) [kg - (lbs)]    | 260 - (572)                |

## ELECTRIC MOTOR

|                                |                 |
|--------------------------------|-----------------|
| Power [kW-HP]                  | 9-12.5          |
| Voltage [V]/Current [A]        | 280-460/26.6-16 |
| Phases/Poles/Frequency [Hz]    | 3/4/60          |
| Speed [RPM]                    | 1750            |
| Insulation class               | H               |
| Power cable 20m (IEC 60245- 4) | H07RN-F 4G10    |

## MATERIALS

|               |   |
|---------------|---|
| Casing        | Spheroidal cast iron EN-GJS-500-7 (EN 1563) |
| Motor housing | Spheroidal cast iron EN-GJS-500-7 (EN 1563) |
| Wear parts    | High chrome EN-GJN-HV600 (XCr18) (EN 12513) |
| Main shaft    | High tensile steel 39NiCrMo3 (AISI 9840)    |

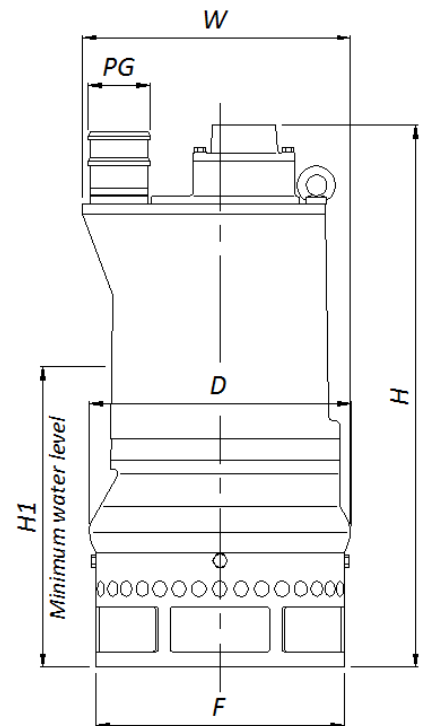
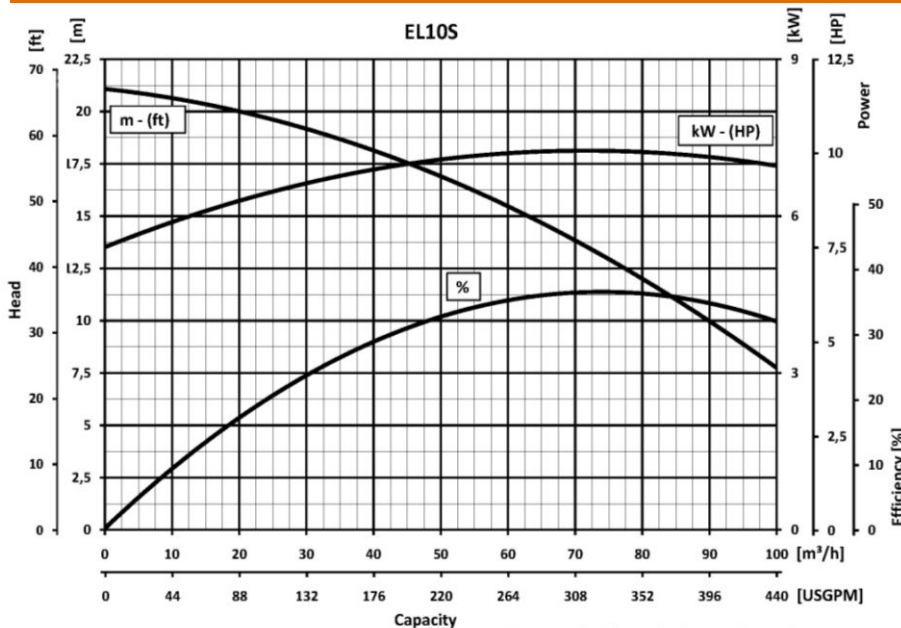
## SEALS / LUBRICANT

|                     |   |
|---------------------|---|
| Motor side seals    | 1 mechanical seal (silicon carbide in oil bath)                               |
| Impeller side seals | 1 mechanical seal (silicon carbide in oil bath) + 4 lip seal (2 BUNA + 2 TPU) |
| Oil type            | ISO 32  |

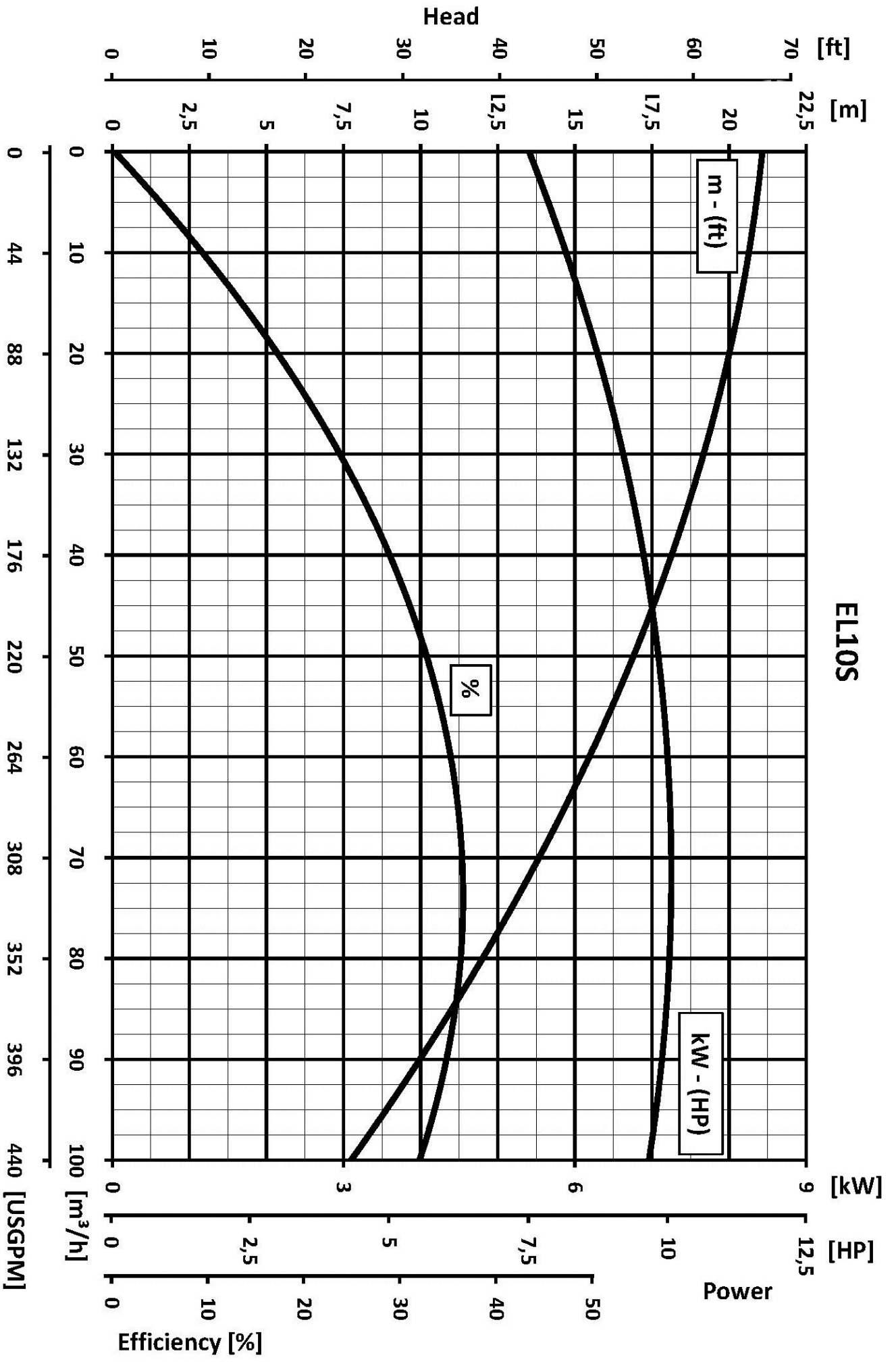
## DIMENSIONS [mm - (in)]

| H      | W      | D      | F      | H1   | PG  |
|--------|--------|--------|--------|------|-----|
| 920    | 435    | 435    | 415    | 550  | 100 |
| (36.8) | (17.4) | (17.4) | (16.6) | (22) | (4) |

## PERFORMANCE CURVES



# EL10S



We reserve the right to make changes without notice