







JCS-M  
SERIE  
SERIES

-  **POMPE CENTRIFUGHE MONOGIRANTI AD ASSE NUDO**
-  *Single stage bare shaft centrifugal pumps*
-  *Pompes centrifuges arbre-nu monoturbine*
-  *Bombas centrifugas - un rodete - eje libre*

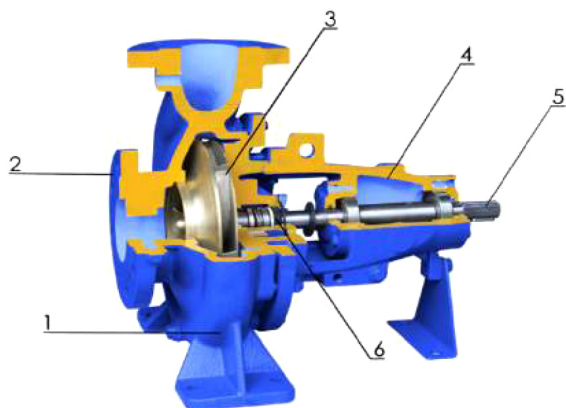


 **MADE IN ITALY**

Modello <i>Model</i>	<b>JCS-M200ES</b>	Centrifuga <i>Centrifugal</i>	Inlet (inch)	8
			Outlet (inch)	8


RPM	m <sup>3</sup> /h	0	240	270	300	330	360	390	420	480	540	600	660
	Gal/min	0	1057	1189	1321	5143	1585	1717	1849	2113	2378	2642	2906
1450	H (ft.)	71	71	70	70	68	67	65	63	57	49		
	Kw	23,1	23,3	24,2	25,3	26,5	27,4	28	29,1	30,3	31,1		
1750	H (ft.)	108	107	107	107	106	106	104	104	100	93	82	48
	Kw	43,6	43,6	43,6	43,6	44,4	47,7	48,8	51,1	53,7	55,9	56,7	57,4

**Versioni disponibili - Available version**



Serie **JCS-M** per liquidi non corrosivi  
Series **JCS-M** for not corrosive liquids

- 1 **CORPO POMPA - PUMP CASING**  
Ghisa grigia a grana fine - Grey fine grained cast iron
- 2 **COPERCHIO ASPIRAZIONE - SUCTION COVER**  
Ghisa grigia a grana fine - Grey fine grained cast iron
- 3 **GIRANTE - IMPELLER**  
Ghisa grigia a grana fine - Grey fine grained cast iron
- 4 **SUPPORTO - SUPPORT**  
Ghisa grigia a grana fine - Grey fine grained cast iron
- 5 **ALBERO - SHAFT**  
Acciaio 38NCD4 - Steel 38NCD4
- 6 **TENUTA MECCANICA - MECHANICAL SEAL**



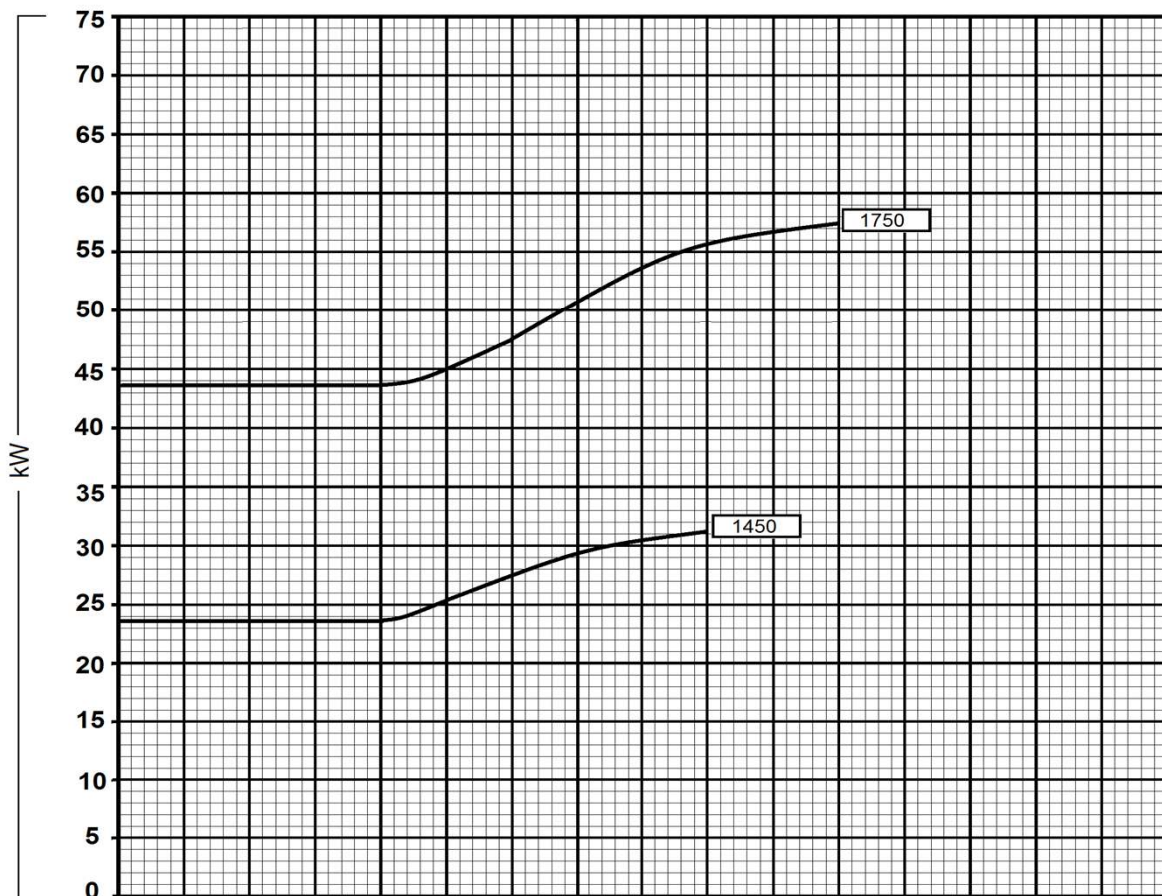
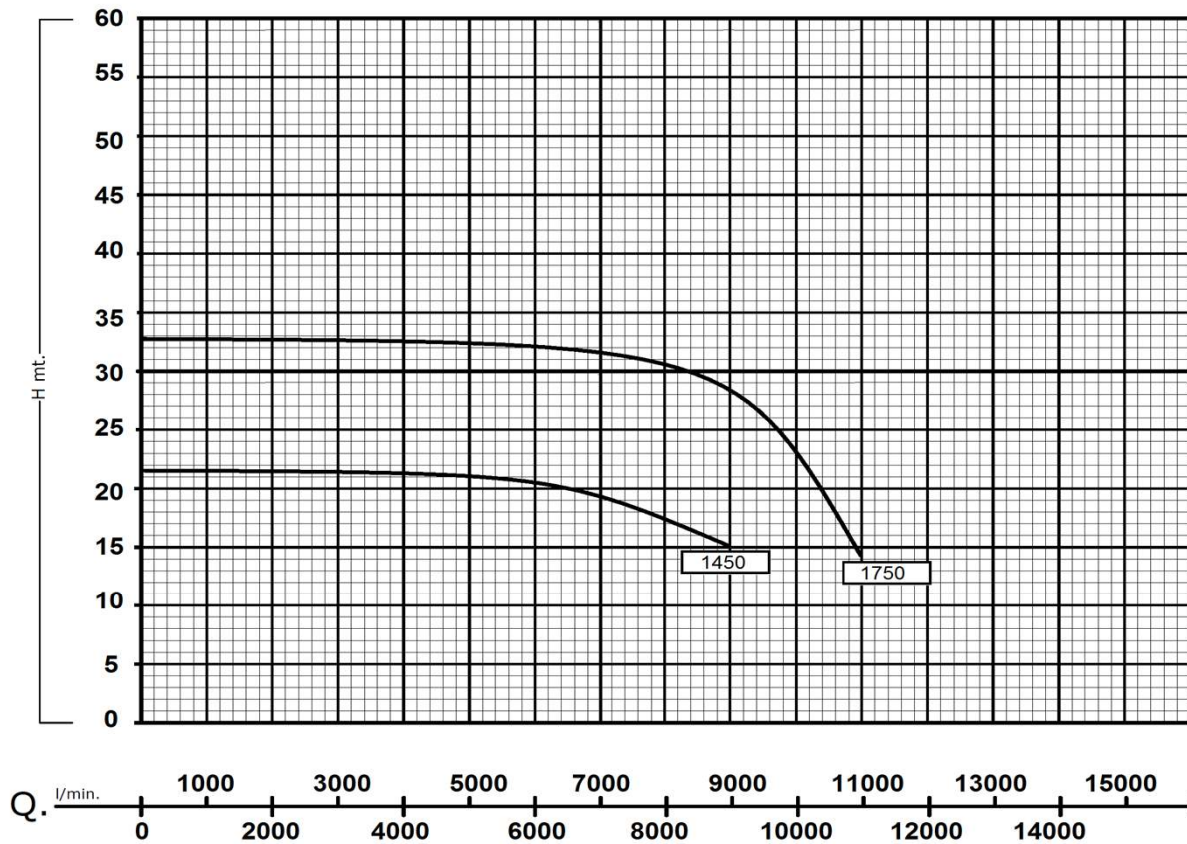
Peso (lb.) **251**  
Weight (pound)

Immagine a scopo illustrativo  
Images for illustrative purpose only

Pompa centrifuga monogirante ad albero nudo  
*Centrifugal single-stage bare-shaft pump*

Modello <i>Model</i>	<b>JCS-M200ES</b>	Centrifuga <i>Centrifugal</i>	Inlet (inch)	8
			Outlet (inch)	8

**Curva prestazioni - *Performances curve***



Il produttore si riserva il diritto di apportare qualsiasi variazione senza obbligo di preavviso - The manufacturer reserves the right to carry out changes of any kind without prior notice

**MADE IN ITALY**