







JCS-M
SERIE
SERIES

-  **POMPE CENTRIFUGHE MONOGIRANTI AD ASSE NUDO**
-  *Single stage bare shaft centrifugal pumps*
-  *Pompes centrifuge arbre-nu monoturbine*
-  *Bombas centrifugas - un rodete - eje libre*



 **MADE IN ITALY**

Modello <i>Model</i>		JCS-M65A2S														Centrifuga <i>Centrifugal</i>		Inlet (inch)	3		
																Outlet (inch)	2.5				
RPM	m ³ /h	0	21	24	27	30	33	36	42	48	54	60	66	72	78	84	96	102	108		
	Gal/min	0	92	106	119	132	145	159	185	211	238	264	291	317	343	370	423	449	476		
1450	H (ft.)	75	72	71	71	71	70	69	64	59	52	46	39	30							
	Kw	3	3	3.1	3.2	3.4	3.7	3.7	3.9	4.1	4.5	4.7	4.8	5.1							
1750	H (ft.)	110	105	105	104	103	102	100	97	92	89	84	77	72							
	Kw	5	5	5.1	5.4	5.6	5.8	6	6.3	6.7	7.1	7.5	7.8	8.2							
2000	H (ft.)	141	139	137	135	135	131	130	126	120	115	109	100	94	85	68					
	Kw	8.1	8.1	8.1	8.1	8.3	8.6	8.9	9.4	10	10.5	11	11.6	12.2	12.6	13					
2200	H (ft.)	174	172	170	168	167	166	166	162	157	154	148	141	135	120	118					
	Kw	9.4	9.4	9.4	9.4	9.7	10.1	10.4	11.2	11.9	12.3	13	13.8	14.5	14.9	15.7					
2400	H (ft.)	198	198	198	197	196	195	194	193	187	183	175	167	160	152	140	125	94			
	Kw	14.5	14.5	14.5	14.5	14.5	14.5	14.5	14.5	15.4	15.7	16.8	17.8	18.8	19.8	20.2	21.5	21.7			
2600	H (ft.)	240	238	236	235	233	231	230	226	219	215	206	197	187	178	164	136	110			
	Kw	18.4	18.4	18.4	18.4	18.4	18.4	18.4	18.4	19.6	20.2	21	22.7	23.9	25.1	25.7	27.4	27.6			
2900	H (ft.)	305	303	302	299	297	294	291	289	285	282	276	272	266	259	249	230	220	197		
	Kw	22.4	22.4	22.4	22.4	22.4	22.4	22.4	22.4	23.5	25	26.1	27.2	28.3	29.4	30.9	32.9	33.9	35		

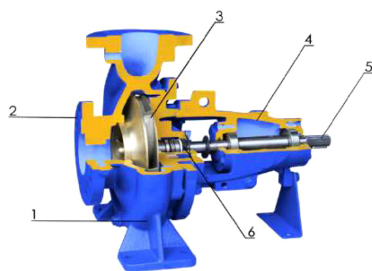
Versioni disponibili - Available version
Girante - Impeller

Diametro (pulgada) **10**
Diameter (inch)

Apertura (pulgada) **0.4**
Opening (inch)

Peso (lb.) **114.4**
Weight (pound)

Serie **JCS-M** per liquidi non corrosivi
Series for not corrosive liquids



- 1 **CORPO POMPA - PUMP CASING**
Ghisa grigia a grana fine - Grey fine grained cast iron
- 2 **COPERCHIO ASPIRAZIONE - SUCTION COVER**
Ghisa grigia a grana fine - Grey fine grained cast iron
- 3 **GIRANTE - IMPELLER**
Ghisa grigia a grana fine - Grey fine grained cast iron
- 4 **SUPPORTO - SUPPORT**
Ghisa grigia a grana fine - Grey fine grained cast iron
- 5 **ALBERO - SHAFT**
Acciaio 38NCD4 - Steel 38NCD4
- 6 **TENUTA MECCANICA - MECHANICAL SEAL**


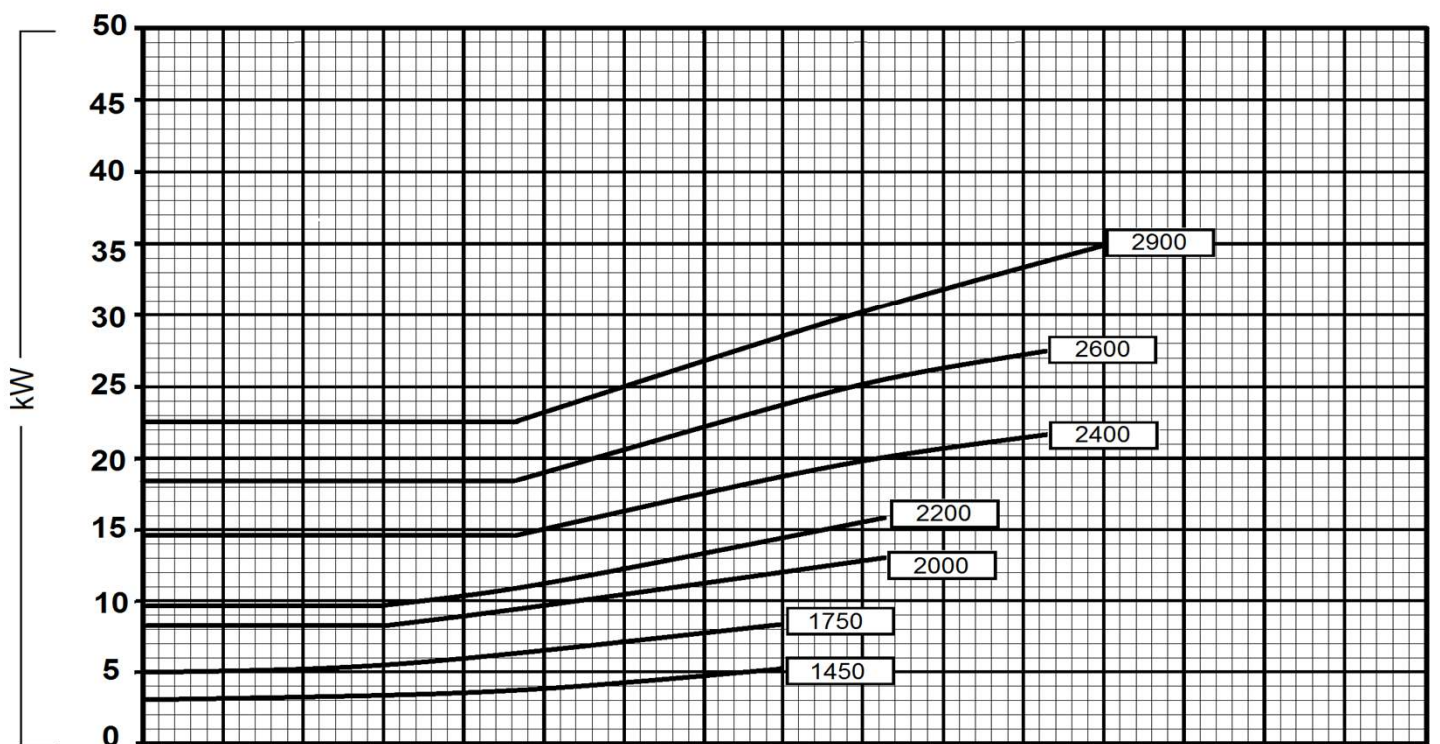
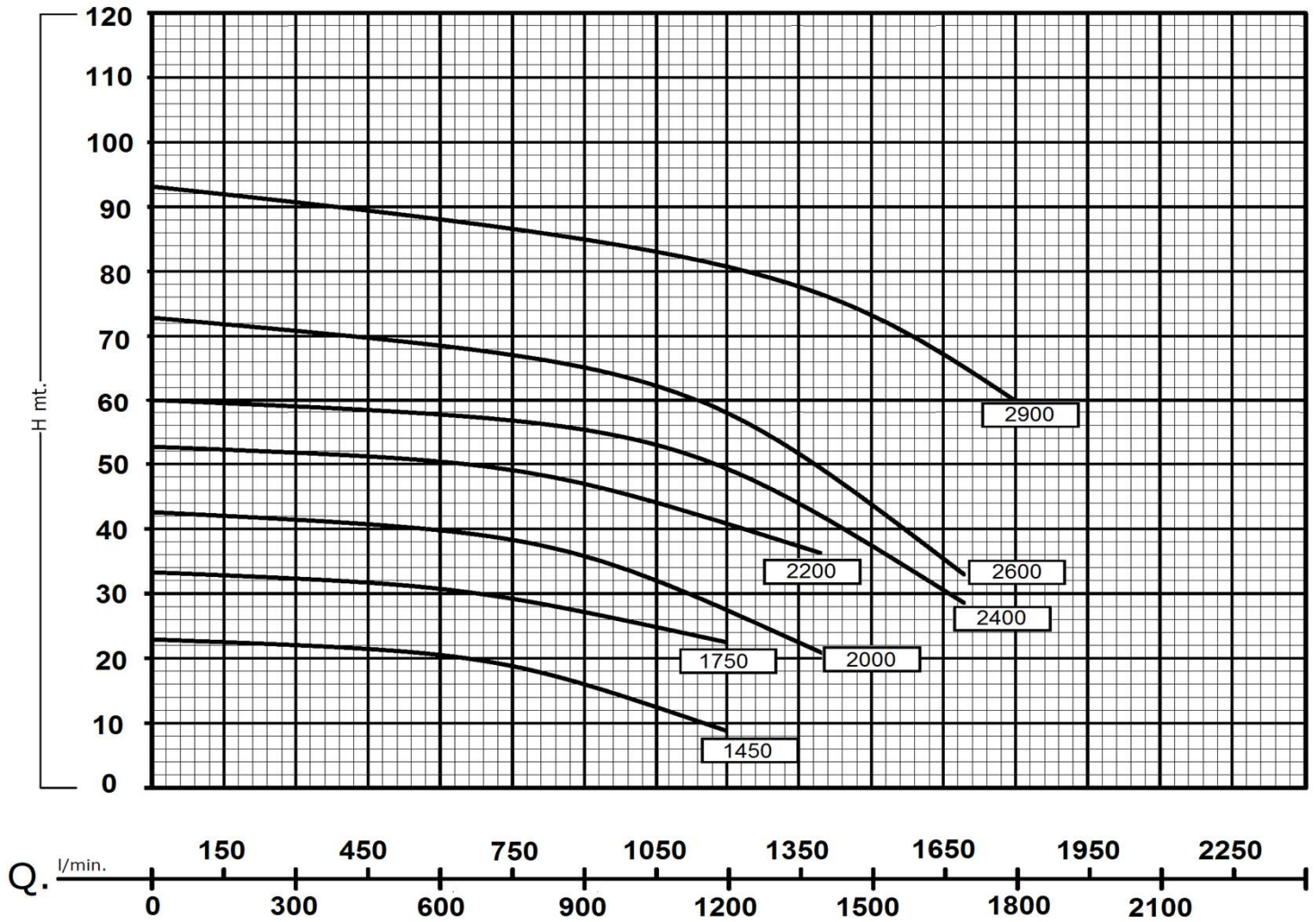


Immagine a scopo illustrativo
Images for illustrative purpose only

Pompa centrifuga monogirante ad albero nudo
Centrifugal single-stage bare-shaft pump

Modello <i>Model</i>	JCS-M65A2S	Centrifuga <i>Centrifugal</i>	Inlet (inch)	3
			Outlet (inch)	2.5

Curva prestazioni - *Performances curve*



Il produttore si riserva il diritto di apportare qualsiasi variazione senza obbligo di preavviso - The manufacturer reserves the right to carry out changes of any kind without prior notice

MADE IN ITALY