



EL354SA/B



PUMP SPECIFICATIONS	Mod. A	Mod. B
Capacity [m ³ /h - (USGPM)]	60 - (264)	120 - (528)
Head [m - (ft)]	46 - (148)	39 - (126)
Impeller diameter [mm - (in)]/type	310 - (12)/2 blades closed	
Flanged bore size [DN.../PN... - (in)]	DN100/PN10 - (4)	DN150/PN10 - (6)
Cross section diameter [mm - (in)]	35 - (1.4)	
Weight (without cable) [kg - (lbs)]	950 - (2090)	965 - (2123)

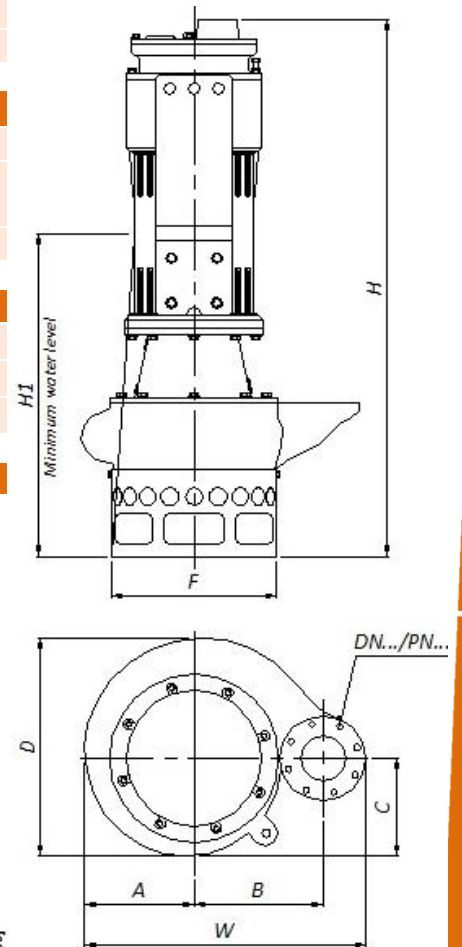
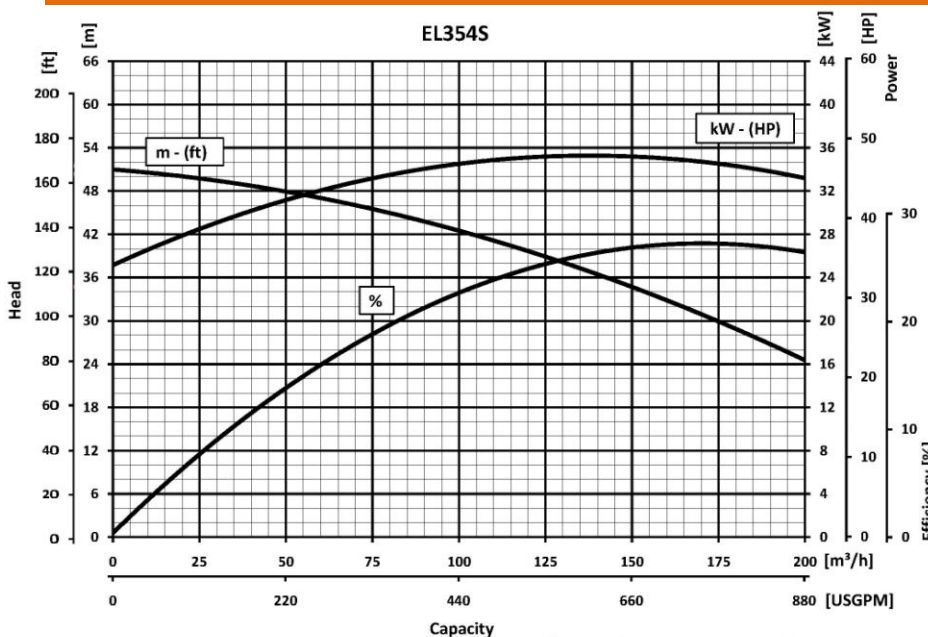
ELECTRIC MOTOR	
Power [kW-HP]	44-60
Voltage [V]/Current [A]	460/69.1
Phases/Poles/Frequency [Hz]	3/4/60
Speed [RPM]	1750
Insulation class	H
Power cable 20m (IEC 60245- 4)	H07RN-F 4G35

MATERIALS	
Casing	Spheroidal cast iron EN-GJS-500-7 (EN 1563)
Motor housing	Cast iron EN-GJL-250 (EN 1561)
Wear parts	Wear resistant cast iron EN-GJN-HV600 (XCr18) (EN 12513)
Main shaft	High tensile steel 39NiCrMo3 (AISI 9840)

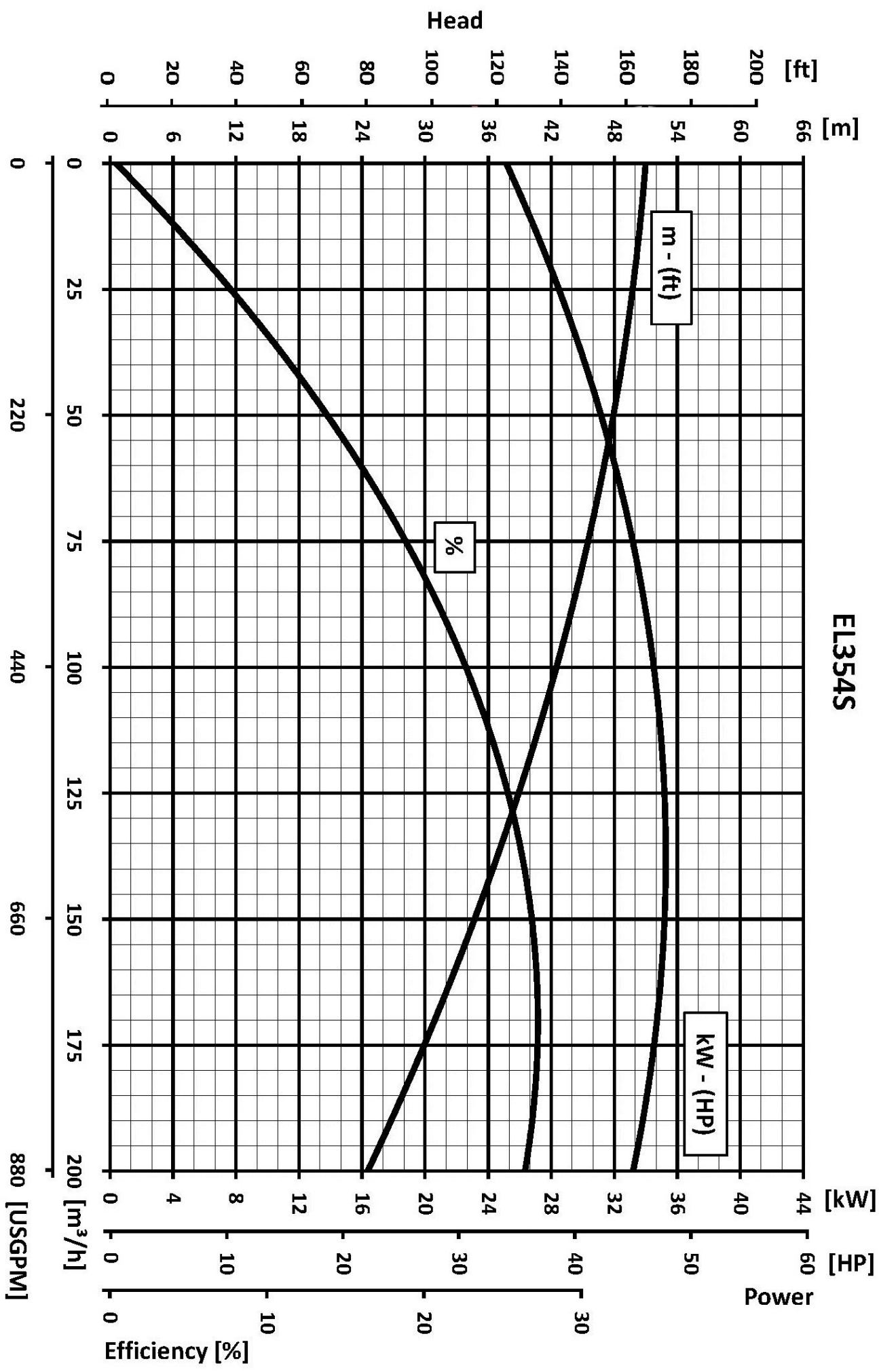
SEALS / LUBRICANT	
Motor side seals	1 mechanical seal (silicon carbide in oil bath)
Impeller side seals	1 mechanical seal (silicon carbide in oil bath) + 1 lip seal (BUNA) + 1 V-RING (TPU)
Oil type	ISO 320

DIMENSIONS [mm - (in)]							
H	W	D	F	H1	A	B	C
1445	910	750	600	955	380	420	350
(57.8)	(36.4)	(30)	(24)	(38.2)	(15.2)	(16.8)	(14)

PERFORMANCE CURVES



EL354S



Capacity

We reserve the right to make changes without notice