



EL5

PUMP SPECIFICATIONS

Capacity [m ³ /h - (USGPM)]	30 - (132)
Head [m - (ft)]	12.4 - (40)
Impeller diameter [mm - (in)]/type	210 - (8.3)/4 blades opened
Hose adaptor diameter [mm - (in)]	80 - (3)
Cross section diameter [mm - (in)]	20 - (0.8)
Weight (without cable) [kg - (lbs)]	185 - (407)

ELECTRIC MOTOR

Power [kW-HP]	3.7-5
Voltage [V]/Current [A]	280-460/11.1-6.7
Phases/Poles/Frequency [Hz]	3/4/60
Speed [RPM]	1750
Insulation class	H
Power cable 20m (IEC 60245- 4)	H07RN-F 4G10

MATERIALS

Casing	Spheroidal cast iron EN-GJS-500-7 (EN 1563)
Motor housing	Spheroidal cast iron EN-GJS-500-7 (EN 1563)
Wear parts	High chrome EN-GJN-HV600 (XCr18) (EN 12513)
Main shaft	High tensile steel 39NiCrMo3 (AISI 9840)

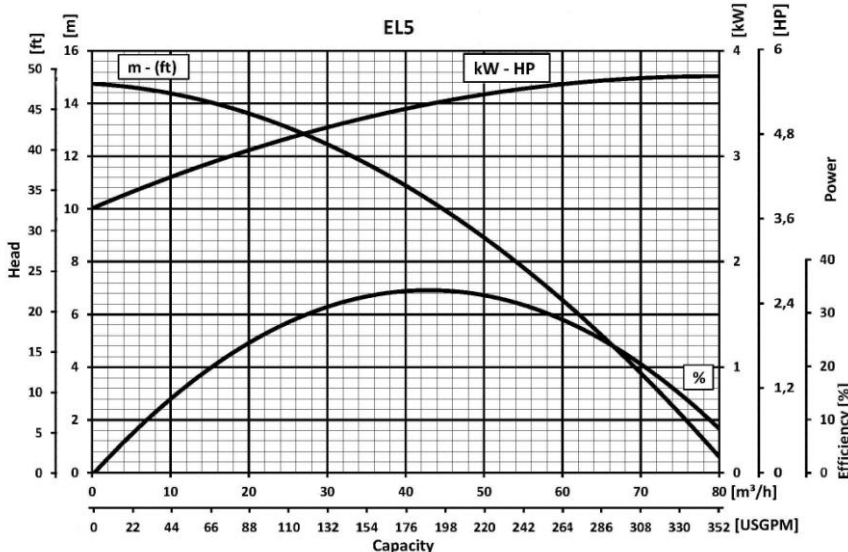
SEALS / LUBRICANT

Motor side seals	1 mechanical seal (silicon carbide in oil bath)
Impeller side seals	1 mechanical seal (silicon carbide in oil bath) + 4 lip seal (2 BUNA + 2 TPU)
Oil type	ISO 32

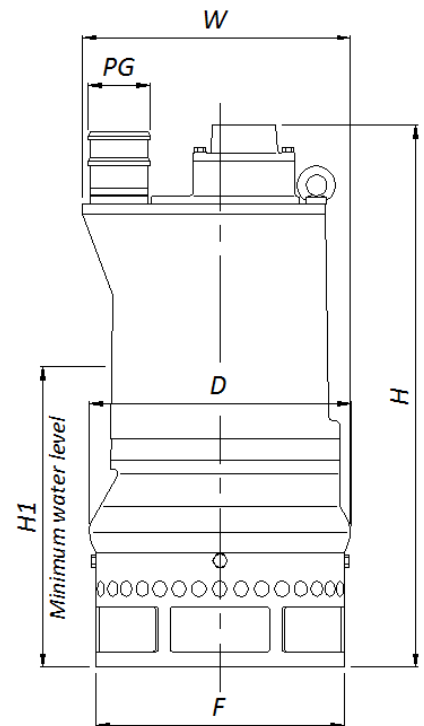
DIMENSIONS [mm- (in)]

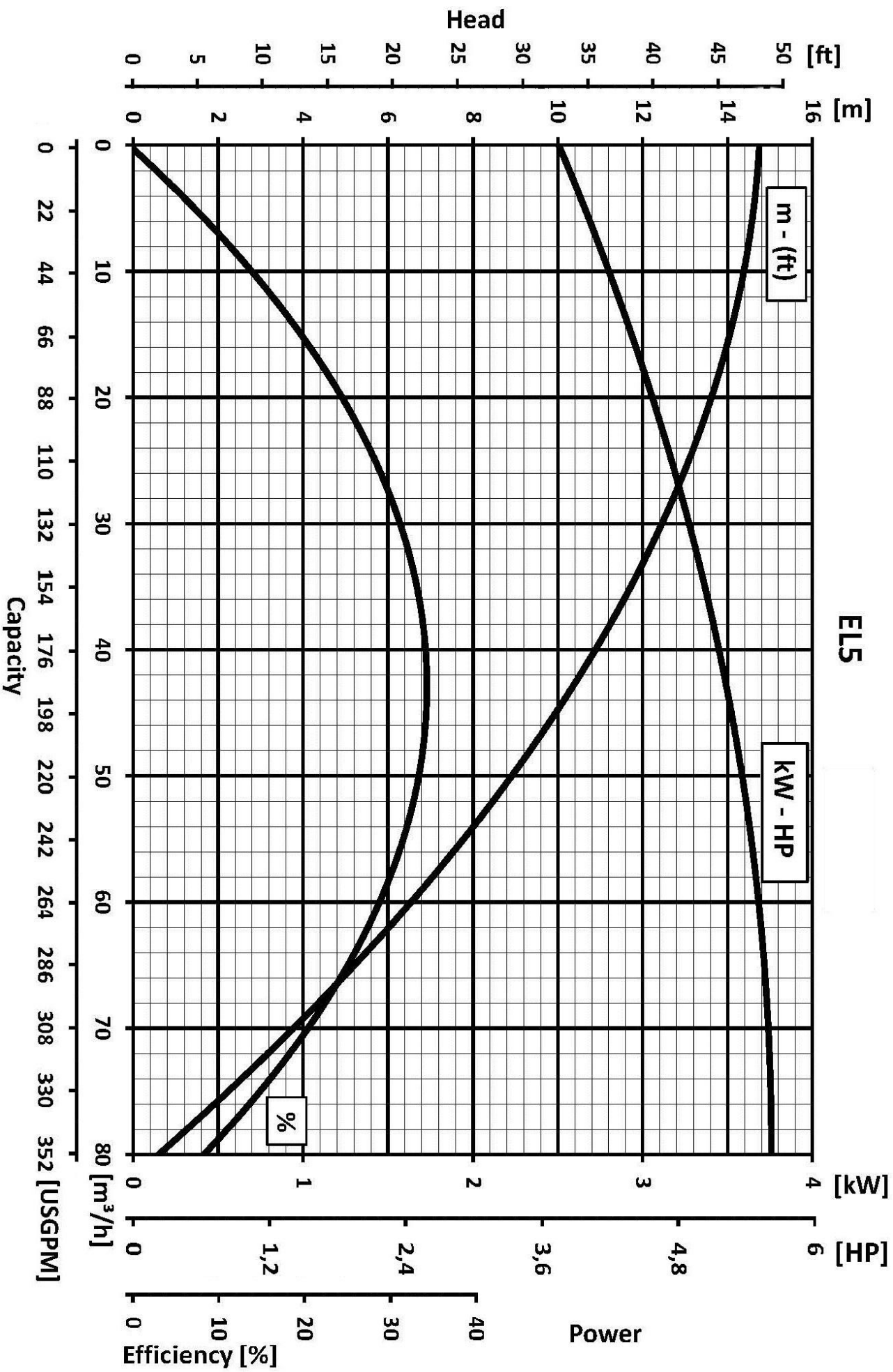
H	W	D	F	H1	PG
780	385	360	337	500	80
(31.2)	(15.4)	(14.4)	(13.5)	(20)	(3.2)

PERFORMANCE CURVES



We reserve the right to make changes without notice





We reserve the right to make changes without notice