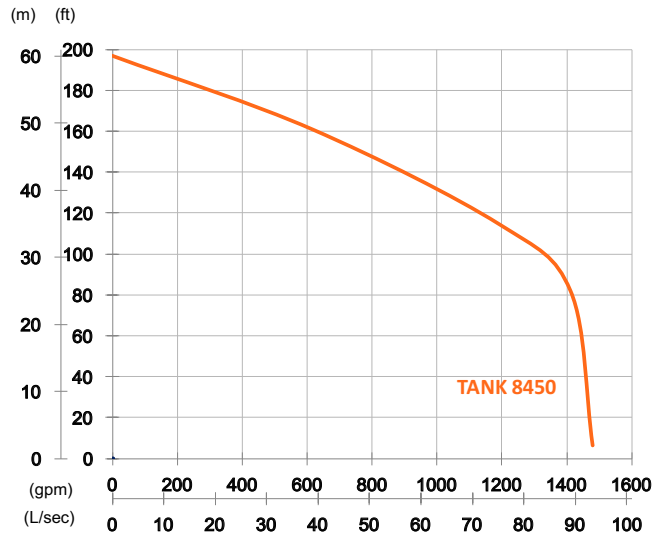


# TANK 8450

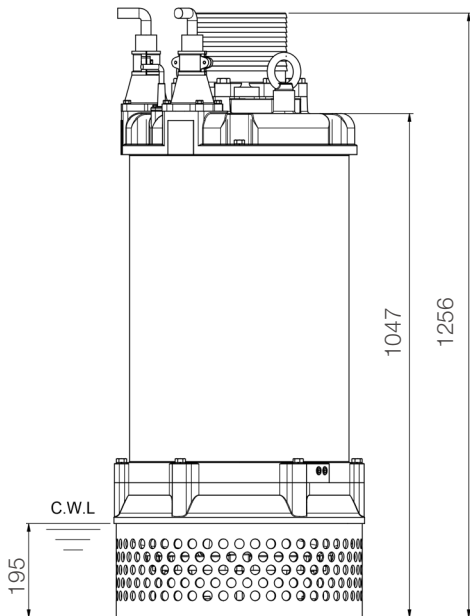
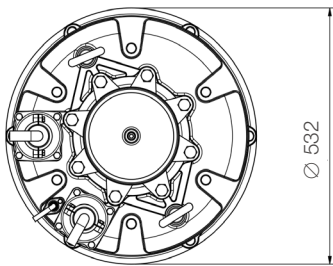
## High Chrome Dewatering Pump

60 Hz



Shaft Speed : 3450 rpm

Outlet : 200mm, 8in



unit : mm

Weight : 530kg / 1168 lbs

OUTPUT	HEAD	FLOW
45 kW	Rated : 35m, 115ft	Rated : 75 L/s, 1189 gpm
60 HP	Max : 60m, 197ft	Max : 93.3 L/s, 1479 gpm

Solid Passage : 20mm, 0.8in

Pump Type		Electric Submersible Pumps
		3-Phase, 460V
Motor	Type	Induction Motor
	Poles	2 Pole
	Insulation	Class F
	Protector	Star-Delta • Miniature Thermal Sensors
	Starter	Star-Delta
Lubricant		Food Grade (ISO VG32)
Impeller Type		Closed
Shaft Seal		Double Mechanical Seal
		Silicon Carbide VS Ceramic / Carbon
Bearings		C3 Shielded ball bearings
Cable		PVC (CSA Certified) / H07BQ-F
		10m (33ft) or longer upon request.
Materials	Pump Casing	Ductile Iron
	Impeller	Chromium Iron
	Motor Frame	Gray Iron
	Motor Shaft	Stainless Steel
	Outer Case	Carbon Steel
	Strainer	Carbon Steel
Max. Liquid Temperature		40°C (104°F)
Max. Submersion Depth		20m (66ft)
pH Range		pH 5 - pH 8