



Receiver

From

Company name

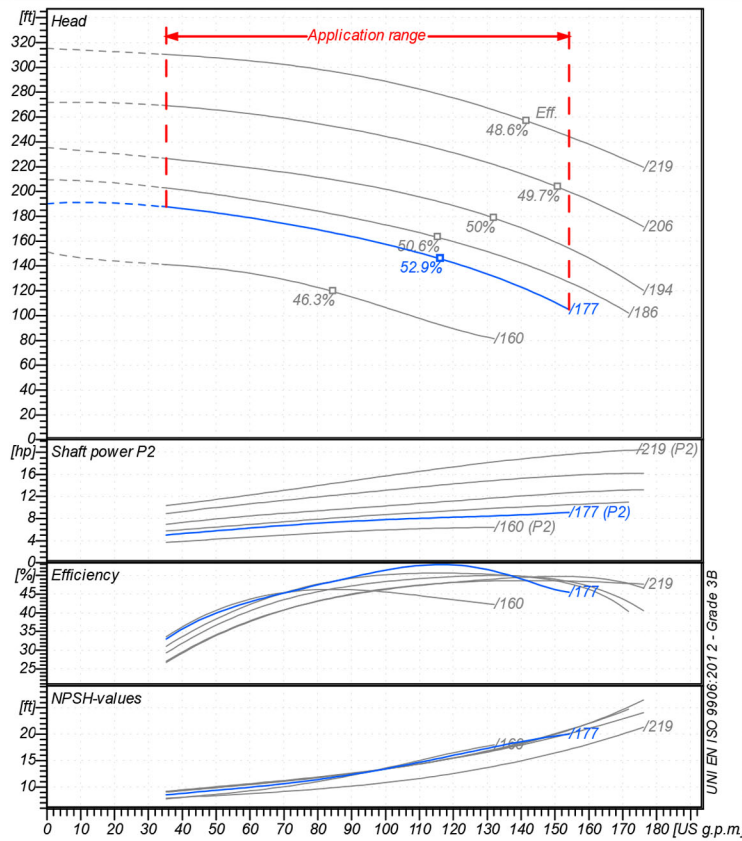
Respons. Department

Person in charge

Phone number

Fax no

E-mail address



#### Operating data specification

Nominal flow	US g.p.m	0
Nominal head	ft	0
Static head	ft	0
NPSH - value of plant	ft	0
Inlet pressure	psi	1.42
Fluid	Water, pure	
Operating temperature t A	°F	68
Density at t A	lb/ft <sup>3</sup>	62.32
Kin. viscosity at t A	ft <sup>2</sup> /s	1.082E-5

#### Pump

Pump name	6BP10N/177			
Size				
Design				
Speed	rpm	3550	No of stages	1
Impeller type				
Flow	Nominal	US g.p.m		
	Max-	US g.p.m	154	
	Min-	US g.p.m	35.2	
Head	Nominal	ft		
	Max-	ft	188	
	Min-	ft	105	
Head H(Q=0)	ft	190		
NPSH 3%	ft			
Max. working pressure	psi	82.4		
Shaft power	hp			
Efficiency	%			
Max absorbed power	hp	9.1385		

#### Materials Pump

Shaft	Stainless steel AISI 431 (1.4057)				
Impeller	Cast iron EN-GJL-250				
Pump body	Cast iron EN-GJL-250				
Seal disc	Cast iron EN-GJL-250				
Gasket	Natural fiber				
Mechanical seal	BVEG (Grafite/Ossido Allumina/EPDM)				
<b>Motor</b>	Frame size	112			
Manufacturer / Type	SAER 112-2P-10				
Rated power	hp	10.058	Efficiency 4/4	87.5 %	
Electric current	A	24.6	Speed	rpm	2925
Electric voltage	V	230 V	3~	Hz	60
Starting mode	Unknown				
Degree of protection	IP 55	Insulation class	F		

#### Dimensions in inch


Remarks:

Project

Project ID

Created by

Created on

Last update

2020/07/07



Receiver

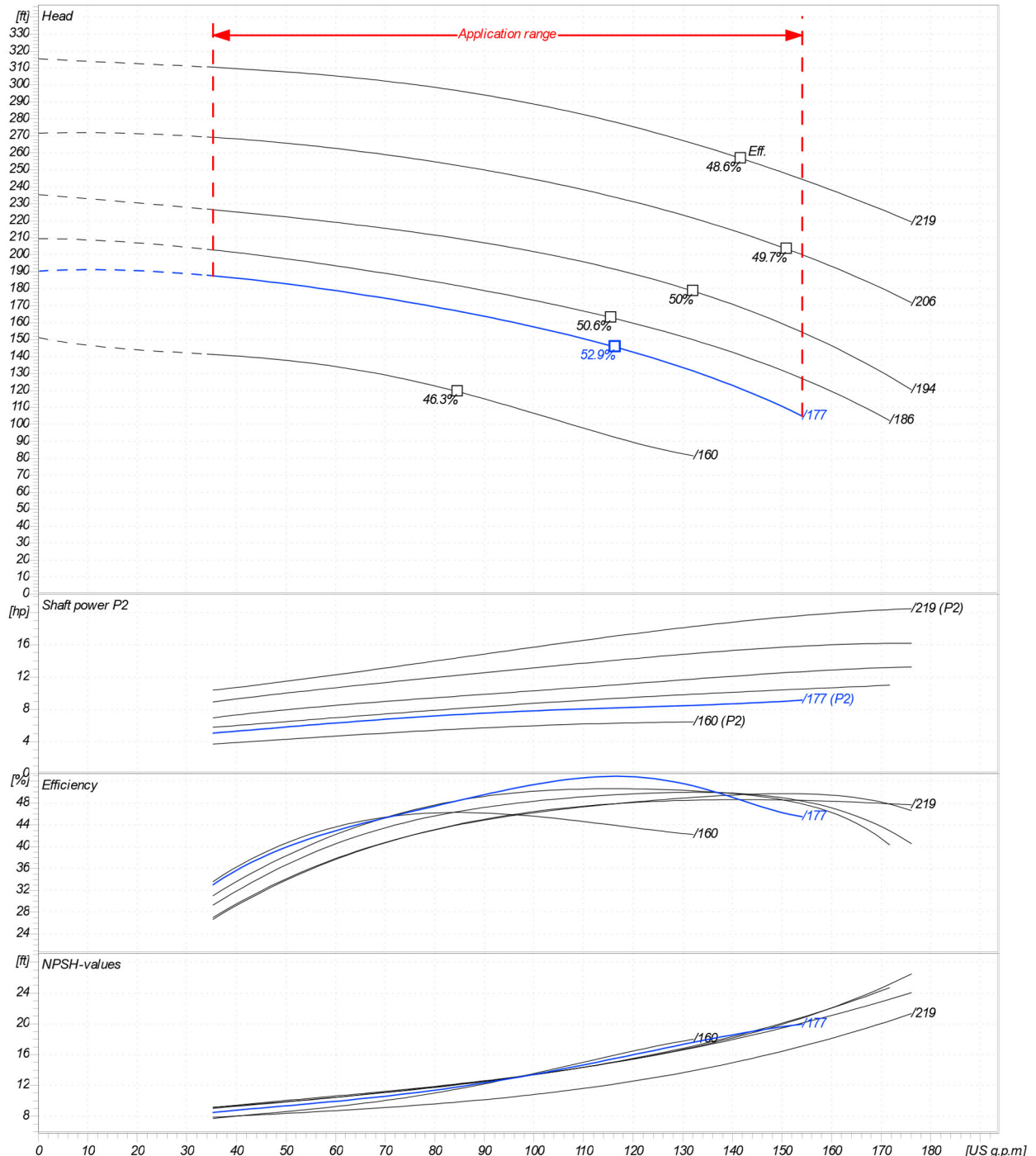
From

 Company name  
 Respons. Department  
 Person in charge  
 Phone number  
 Fax no  
 E-mail address

Operating area	Flow		Head		Impeller type	
Operating data specification	0	US g.p.m	0	ft	Impeller construction	
Pump data	US g.p.m		ft		Sense of rotation	
					Clockwise from the drive end	
					Outlet width	
					G1½"	
					Speed	
					rpm 3550	
					Frequency	
					Hz 60 Hz	
	Flow		Head		Shaft power P2	
	Min.	Max.	$\eta_{Max}$	H(Q=0)	$\eta_{Max}$	P2(Q=0)
	US g.p.m	US g.p.m	US g.p.m	ft	ft	hp
	35.2	154	116	190	146	9.14
						Max.
						hp
						Max.
						hp

 Performance data based to: Water, pure [100%] ; 68°F; 62.3lb/ft<sup>3</sup>; 1.08E-5ft<sup>2</sup>/s

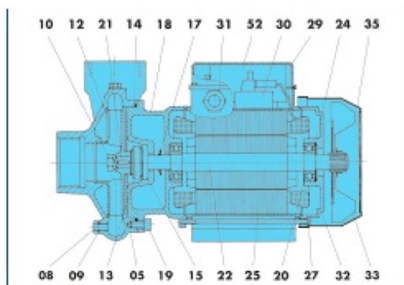
UNI EN ISO 9906:2012 - Grade 3B



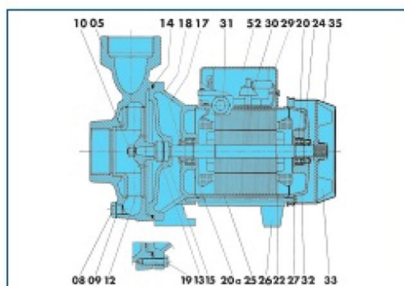
Project	Project ID	Created by	Created on 2020/07/07	Last update
---------	------------	------------	--------------------------	-------------



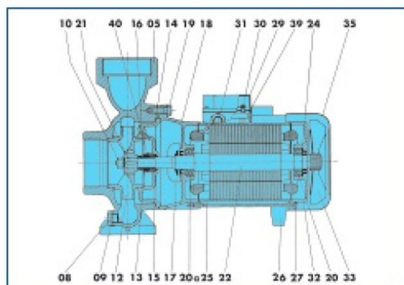
Company name  
Respons. Department  
Person in charge  
Phone number  
Fax no  
E-mail address



6BP 3-4-5



6BP 6



6BP 7-8-9-10-11-12-13-14-15-16-17

REF. REF. NUM.	COMPONENT	COMPONENTE	COMPONENTE
05	Pump body	Corpo pompa	Cuerpo de bomba
08	Plug	Tappo	Tapon
09	Gasket	Guarnizione	Empaquetadura
10	Nut	Dado	Tuerca
12	Impeller	Grante	Impulsor
13	Rotating mechanical seal	Parte rotante tenuta meccanica	Cierre mecanico parte girante
14	O-Ring	Anello OR	Anillo OR
15	Fixed mechanical seal	Parte fissa tenuta meccanica	Cierre mecanico parte fija
16	Seal holding disc	Disco porta tenuta	Anillo intermedio
17	Drop guard	Paragocce	Paragotas
18	Support	Supporto	Soporte
19	Screw	Vite	Tornillo
20	Bearing	Cuscinetto	Cojinete
20a	Bearing	Cuscinetto	Cojinete
21	Key	Linguetta	Chaveta
22	Rotating shaft	Albero rotante	Eje rotorio
24	O-ring	Anello elastico	Anillo elastico
25	Casing with wound stator	Carcassa statore avvolto	Carcasa estator enwuelto
26	Foot	Piede	Pie
27	Tie-rod	Tirante	Tirante
29	Terminal board cover	Coperchio morsettiera	Tapa de bornes
30	Terminal board	Morsettiera	Bornes
31	Fairlead	Pressacavo	Guia
32	Driving cap	Calotta motore	Tapa motor
33	Fan	Ventola	Ventilador
35	Fan cover	Copriventola	Tapa ventilador
39	Terminal board gasket	Guarnizione morsettiera	Empaquetadura bornes
40	Bushing	Bussola	Casquillo
52	Capacitor	Condensatore	Condensador

Project

Project ID

Created by

 Created on  
2020/07/07

Last update


**GOL PUMPS TECHNOLOGY INC**

3750 NW 114 AVE #6 MIAMI, FL 33178

Ph: +1 (786) 615 8984

Fax: +1 (786) 615 7043

Info@golpumps.com

www.golpumps.com