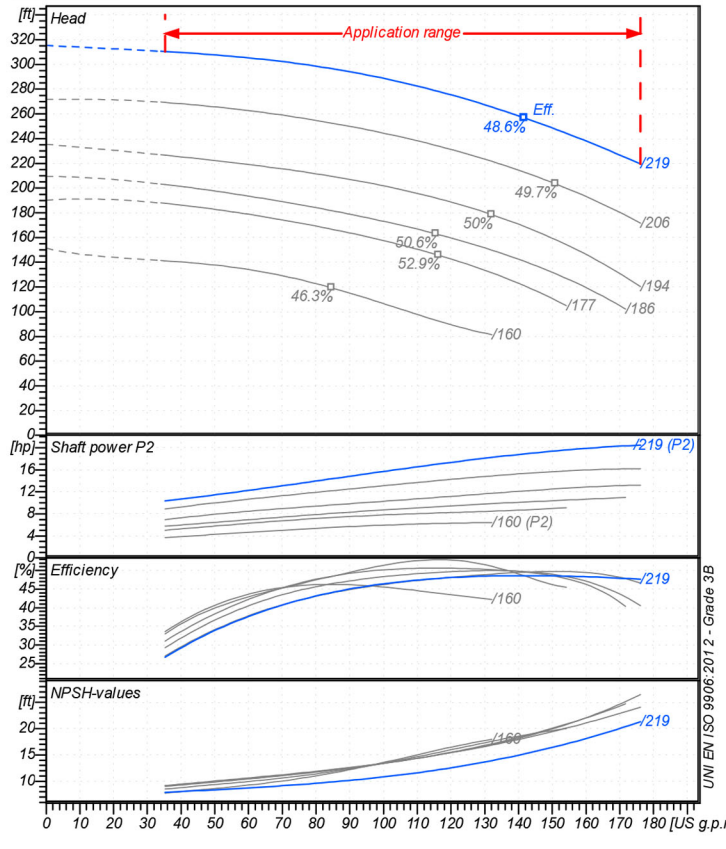


Company name _____
 Respons. Department _____
 Person in charge _____
 Phone number _____
 Fax no _____
 E-mail address _____

Receiver	From



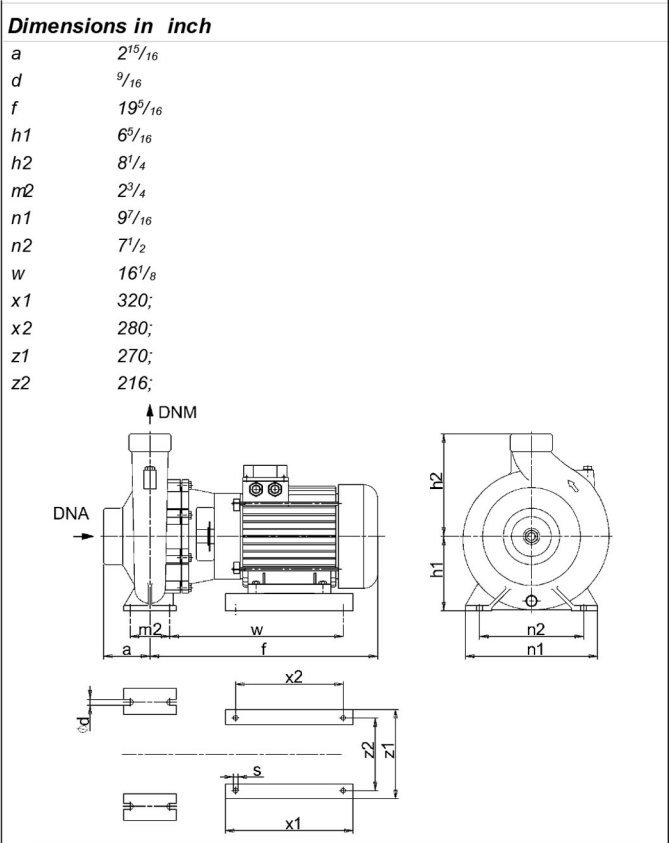
Operating data specification

Nominal flow	US g.p.m 0
Nominal head	ft 0
Static head	ft 0
NPSH - value of plant	ft 0
Inlet pressure	psi 1.42
Fluid	Water, pure
Operating temperature t A	°F 68
Density at t A	lb/ft ³ 62.32
Kin. viscosity at t A	ft ² /s 1.082E-5

Pump

Pump name	6BP10N/219		
Size			
Design			
Speed	rpm 3550	No of stages	1
Impeller type			
Flow	Nominal	US g.p.m	
	Max-	US g.p.m	176
	Min-	US g.p.m	35.2
Head	Nominal	ft	
	Max-	ft	310
	Min-	ft	219
Head H(Q=0)	ft	316	
NPSH 3%	ft		
Max. working pressure	psi	137	
Shaft power	hp		
Efficiency	%		
Max absorbed power	hp	20.485	

Materials Pump			
Shaft	Stainless steel AISI 431 (1.4057)		
Impeller	Cast iron EN-GJL-250		
Pump body	Cast iron EN-GJL-250		
Seal disc	Cast iron EN-GJL-250		
Gasket	Natural fiber		
Mechanical seal	BVEG (Grafite/Ossido Allumina/EPDM)		
Motor	Frame size	132	
Manufacturer / Type	SAER 132-2P-20		
Rated power	hp 20.115	Efficiency 4/4	86.9 %
Electric current	A 26	Speed	rpm 3480
Electric voltage	V 460 V	3~	Hz 60
Starting mode	Unknown		
Degree of protection	IP 55	Insulation class	F
Remarks:			



Project	Project ID	Created by	Created on	Last update
			2020/07/07	



Receiver

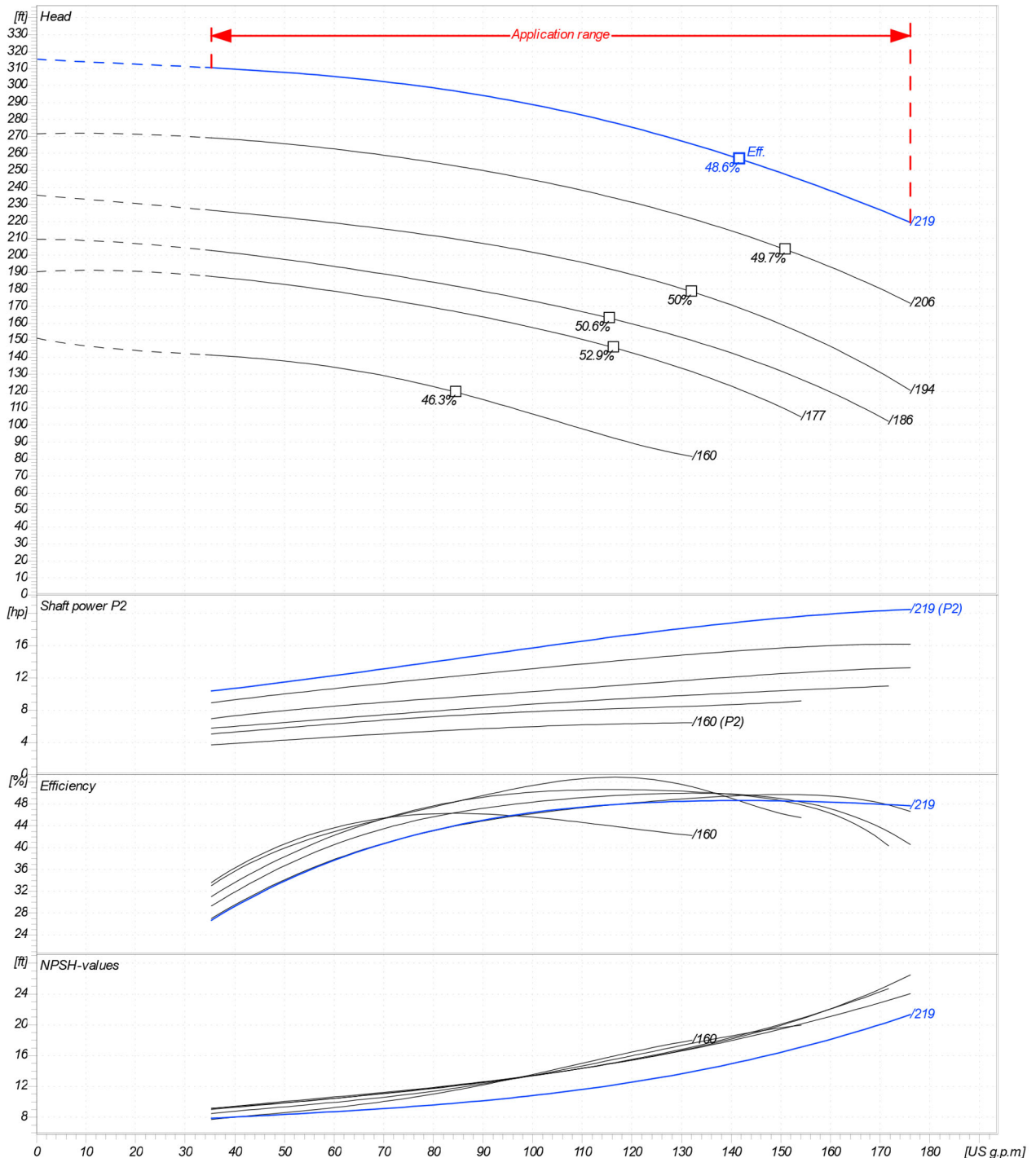
From

Company name
Respons. Department
Person in charge
Phone number
Fax no
E-mail address

Operating area	Flow	Head	Impeller type
Operating data specification	0 US g.p.m	0 ft	Impeller construction
Pump data	US g.p.m	ft	Sense of rotation Clockwise from the drive end
			Outlet width G1½"
			Speed rpm 3550
			Frequency Hz 60 Hz
	Flow	Head	Shaft power P2
	Min. Max. η Max.	H(Q=0) η Max.	P2(Q=0) Max. η Max.
	US g.p.m US g.p.m US g.p.m	ft ft	hp hp hp
	35.2 176 142	316 257	20.5 18.9

Performance data based to: Water, pure [100%]; 68°F; 62.3lb/ft³; 1.08E-5ft²/s

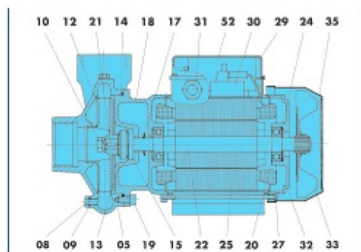
UNI EN ISO 9906:2012 - Grade 3B



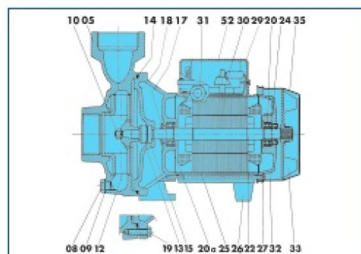
Project	Project ID	Created by	Created on 2020/07/07	Last update
---------	------------	------------	--------------------------	-------------



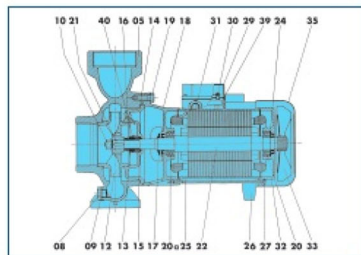
Company name
Respons. Department
Person in charge
Phone number
Fax no
E-mail address



6BP 3-4-5



6BP 6



6BP 7-8-9-10-11-12-13-14-15-16-17

REF. NUM.	COMPONENT	COMPONENTE	COMPONENTE
05	Pump body	Corpo pompa	Cuerpo de bomba
08	Plug	Tappo	Tapón
09	Gasket	Guarnizione	Empaquetadura
10	Nut	Dado	Tuerca
12	Impeller	Giante	Impulsor
13	Rotating mechanical seal	Parte rotante tenuta meccanica	Cierre mecánico parte girante
14	O-Ring	Anello OR	Anillo OR
15	Fixed mechanical seal	Parte fissa tenuta meccanica	Cierre mecánico parte fija
16	Seal holding disc	Disco porta tenuta	Anillo intermedio
17	Drop guard	Paragocce	Paragotas
18	Support	Supporto	Soporte
19	Screw	Vite	Tornillo
20	Bearing	Cuscinetto	Cojinete
20a	Bearing	Cuscinetto	Cojinete
21	Key	Linguetta	Chaveta
22	Rotating shaft	Albero rotante	Eje rotatorio
24	O-ring	Anello elastico	Anillo elastico
25	Casing with wound stator	Carcassa statore avvolto	Carcasa estator envuelto
26	Foot	Piade	Pie
27	Tie-rod	Tirante	Tirante
29	Terminal board cover	Coperchio morsettera	Tapa de bornes
30	Terminal board	Morsettera	Bornes
31	Fairlead	Pressacavo	Guia
32	Driving cap	Calotta motore	Tapa motor
33	Fan	Ventola	Ventilador
35	Fan cover	Copriventola	Tapa ventilador
39	Terminal board gasket	Guarnizione morsettera	Empaquetadura bornes
40	Bushing	Bussola	Casquillo
52	Capacitor	Condensatore	Condensador

Project	Project ID	Created by	Created on 2020/07/07	Last update
---------	------------	------------	--------------------------	-------------

SAER Elettropompe spa - V. Circonvallazione, 22 - 42016 Guastalla (RE) Italy - tel. +390522830941 - fax +390522826948 - www.saerelettropompe.com - Modification without adv/ef



GOL PUMPS TECHNOLOGY INC

3750 NW 114 AVE #6 MIAMI, FL 33178

Ph: +1 (786) 615 8984

Fax: +1 (786) 615 7043

Info@golpumps.com

www.golpumps.com