





Receiver

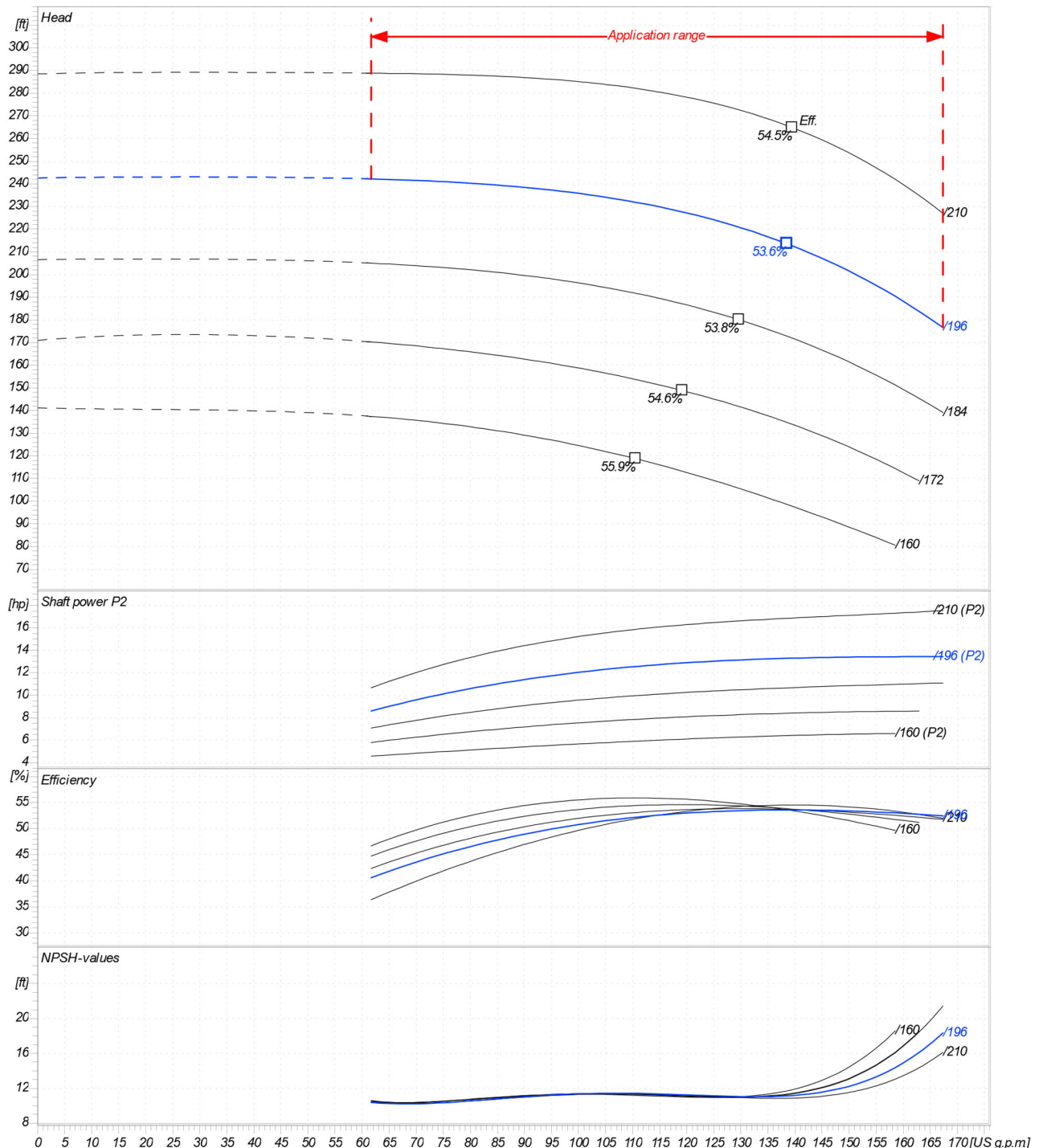
From

 Company name  
 Respons. Department  
 Person in charge  
 Phone number  
 Fax no  
 E-mail address

| Operating area               | Flow  | Head        | Impeller type                                     |                |         |                |  |  |      |      |             |        |             |         |      |          |          |          |    |    |    |    |      |     |     |     |     |  |      |  |  |  |  |  |  |      |  |
|------------------------------|---|-------------|---|----------------|---------|----------------|--|--|------|------|-------------|--------|-------------|---------|------|----------|----------|----------|----|----|----|----|------|-----|-----|-----|-----|--|------|--|--|--|--|--|--|------|--|
| Operating data specification | 0 US g.p.m  | 0 ft        | Impeller construction                             |                |         |                |  |  |      |      |             |        |             |         |      |          |          |          |    |    |    |    |      |     |     |     |     |  |      |  |  |  |  |  |  |      |  |
| Pump data                    | US g.p.m  | ft          | Sense of rotation<br>Clockwise from the drive end |                |         |                |  |  |      |      |             |        |             |         |      |          |          |          |    |    |    |    |      |     |     |     |     |  |      |  |  |  |  |  |  |      |  |
|                              |   |             | Outlet width<br>G2"                               |                |         |                |  |  |      |      |             |        |             |         |      |          |          |          |    |    |    |    |      |     |     |     |     |  |      |  |  |  |  |  |  |      |  |
|                              |   |             | Speed<br>rpm 3550                                 |                |         |                |  |  |      |      |             |        |             |         |      |          |          |          |    |    |    |    |      |     |     |     |     |  |      |  |  |  |  |  |  |      |  |
|                              |   |             | Frequency<br>Hz 60 Hz                             |                |         |                |  |  |      |      |             |        |             |         |      |          |          |          |    |    |    |    |      |     |     |     |     |  |      |  |  |  |  |  |  |      |  |
|                              | <table border="1" style="width: 100%; border-collapse: collapse;"> <thead> <tr> <th colspan="2">Flow</th> <th colspan="2">Head</th> <th colspan="3">Shaft power P2</th> </tr> <tr> <th>Min.</th> <th>Max.</th> <th><math>\eta</math> Max.</th> <th>H(Q=0)</th> <th><math>\eta</math> Max.</th> <th>P2(Q=0)</th> <th>Max.</th> </tr> <tr> <th>US g.p.m</th> <th>US g.p.m</th> <th>US g.p.m</th> <th>ft</th> <th>ft</th> <th>hp</th> <th>hp</th> </tr> </thead> <tbody> <tr> <td>61.6</td> <td>167</td> <td>138</td> <td>243</td> <td>214</td> <td></td> <td>13.4</td> </tr> <tr> <td></td> <td></td> <td></td> <td></td> <td></td> <td></td> <td>13.3</td> </tr> </tbody> </table> | Flow        |   | Head           |         | Shaft power P2 |  |  | Min. | Max. | $\eta$ Max. | H(Q=0) | $\eta$ Max. | P2(Q=0) | Max. | US g.p.m | US g.p.m | US g.p.m | ft | ft | hp | hp | 61.6 | 167 | 138 | 243 | 214 |  | 13.4 |  |  |  |  |  |  | 13.3 |  |
| Flow                         |   | Head        |   | Shaft power P2 |         |                |  |  |      |      |             |        |             |         |      |          |          |          |    |    |    |    |      |     |     |     |     |  |      |  |  |  |  |  |  |      |  |
| Min.                         | Max.  | $\eta$ Max. | H(Q=0)  | $\eta$ Max.    | P2(Q=0) | Max.           |  |  |      |      |             |        |             |         |      |          |          |          |    |    |    |    |      |     |     |     |     |  |      |  |  |  |  |  |  |      |  |
| US g.p.m                     | US g.p.m  | US g.p.m    | ft  | ft             | hp      | hp             |  |  |      |      |             |        |             |         |      |          |          |          |    |    |    |    |      |     |     |     |     |  |      |  |  |  |  |  |  |      |  |
| 61.6                         | 167   | 138         | 243   | 214            |         | 13.4           |  |  |      |      |             |        |             |         |      |          |          |          |    |    |    |    |      |     |     |     |     |  |      |  |  |  |  |  |  |      |  |
|                              |   |             |   |                |         | 13.3           |  |  |      |      |             |        |             |         |      |          |          |          |    |    |    |    |      |     |     |     |     |  |      |  |  |  |  |  |  |      |  |

Performance data based to: Water, pure [100%] ; 68°F; 62.3lb/ft³; 1.08E-5ft²/s

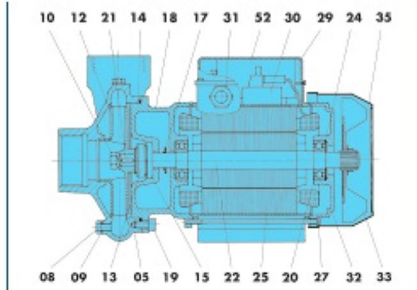
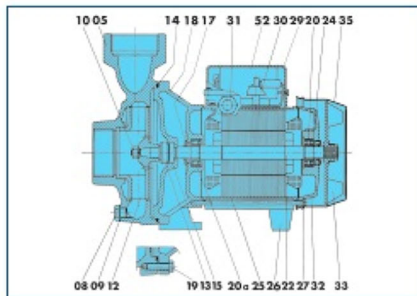
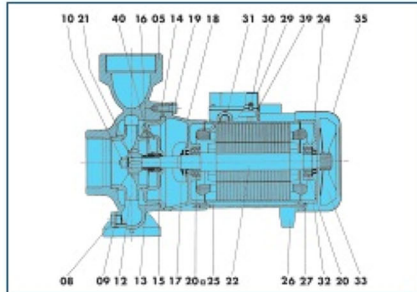
UNI EN ISO 9906:2012 - Grade 3B



|         |            |            |                                 |             |
|---------|------------|------------|---------------------------------|-------------|
| Project | Project ID | Created by | Created on<br><b>2020/07/07</b> | Last update |
|---------|------------|------------|---------------------------------|-------------|



Company name  
Respons. Department  
Person in charge  
Phone number  
Fax no  
E-mail address


**6BP 3-4-5**

**6BP 6**

**6BP 7-8-9-10-11-12-13-14-15-16-17**

| REF. REF. NUM. | COMPONENT                | COMPONENTE                     | COMPONENTE                    |
|----------------|--------------------------|--------------------------------|-------------------------------|
| 05             | Pump body                | Corpo pompa                    | Cuerpo de bomba               |
| 08             | Plug                     | Tappo                          | Tapon                         |
| 09             | Gasket                   | Guarnizione                    | Empaquetadura                 |
| 10             | Nut                      | Dado                           | Tuerca                        |
| 12             | Impeller                 | Girante                        | Impulsor                      |
| 13             | Rotating mechanical seal | Parte rotante tenuta meccanica | Cierre mecanico parte girante |
| 14             | O-Ring                   | Anello OR                      | Anillo OR                     |
| 15             | Fixed mechanical seal    | Parte fissa tenuta meccanica   | Cierre mecanico parte fija    |
| 16             | Seal holding disc        | Disco porta tenuta             | Anillo intermedio             |
| 17             | Drop guard               | Paragocce                      | Paragotas                     |
| 18             | Support                  | Supporto                       | Soporte                       |
| 19             | Screw                    | Vite                           | Tomillo                       |
| 20             | Bearing                  | Cuscinetto                     | Cojinete                      |
| 20a            | Bearing                  | Cuscinetto                     | Cojinete                      |
| 21             | Key                      | Linguetta                      | Chaveta                       |
| 22             | Rotating shaft           | Albero rotante                 | Eje rotatorio                 |
| 24             | Circlip                  | Anello elastico                | Anillo elastico               |
| 25             | Casing with wound stator | Carcassa statore avvolto       | Carcasa estator envuelto      |
| 26             | Foot                     | Piede                          | Pie                           |
| 27             | Tie-rod                  | Tirante                        | Tirante                       |
| 29             | Terminal board cover     | Coperchio morsettiere          | Tapa de bornes                |
| 30             | Terminal board           | Morsettiere                    | Bornes                        |
| 31             | Fairlead                 | Pressacavo                     | Guia                          |
| 32             | Driving cap              | Calotta motore                 | Tapa motor                    |
| 33             | Fan                      | Ventola                        | Ventilador                    |
| 35             | Fan cover                | Copriventola                   | Tapa ventilador               |
| 39             | Terminal board gasket    | Guarnizione morsettiere        | Empaquetadura bornes          |
| 40             | Bushing                  | Bussola                        | Casquillo                     |
| 52             | Capacitor                | Condensatore                   | Condensador                   |

|         |            |            |                                 |             |
|---------|------------|------------|---------------------------------|-------------|
| Project | Project ID | Created by | Created on<br><b>2020/07/07</b> | Last update |
|---------|------------|------------|---------------------------------|-------------|

SAER Elettropompe spa - V. Circonvallazione, 22 - 42016 Guastalla (RE) Italy - tel. +390522830941 - fax +390522826948 - www.saerelettropompe.com - Modification without advice!



## GOL PUMPS TECHNOLOGY INC

3750 NW 114 AVE #6 MIAMI, FL 33178

Ph: +1 (786) 615 8984

Fax: +1 (786) 615 7043

Info@golpumps.com

www.golpumps.com