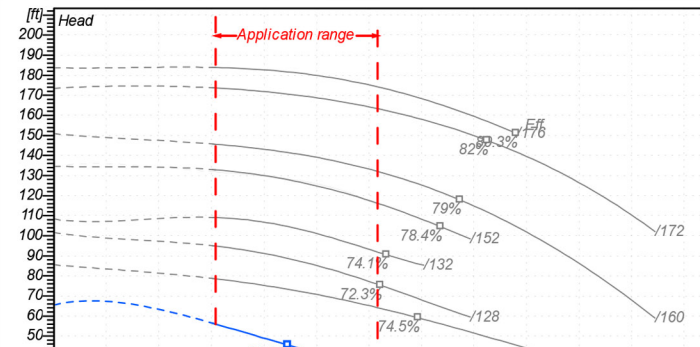




Receiver

From

Company name
Respons. Department
Person in charge
Phone number
Fax no
E-mail address



Operating data specification

Nominal flow	US g.p.m 0
Nominal head	ft 0
Static head	ft 0
NPSH - value of plant	ft 0
Inlet pressure	psi 1.42
Fluid	Water, pure
Operating temperature t A	°F 68
Density at t A	lb/ft ³ 62.32
Kin. viscosity at t A	ft ² /s 1.082E-5

Pump

Pump name 6BP17/115



Receiver

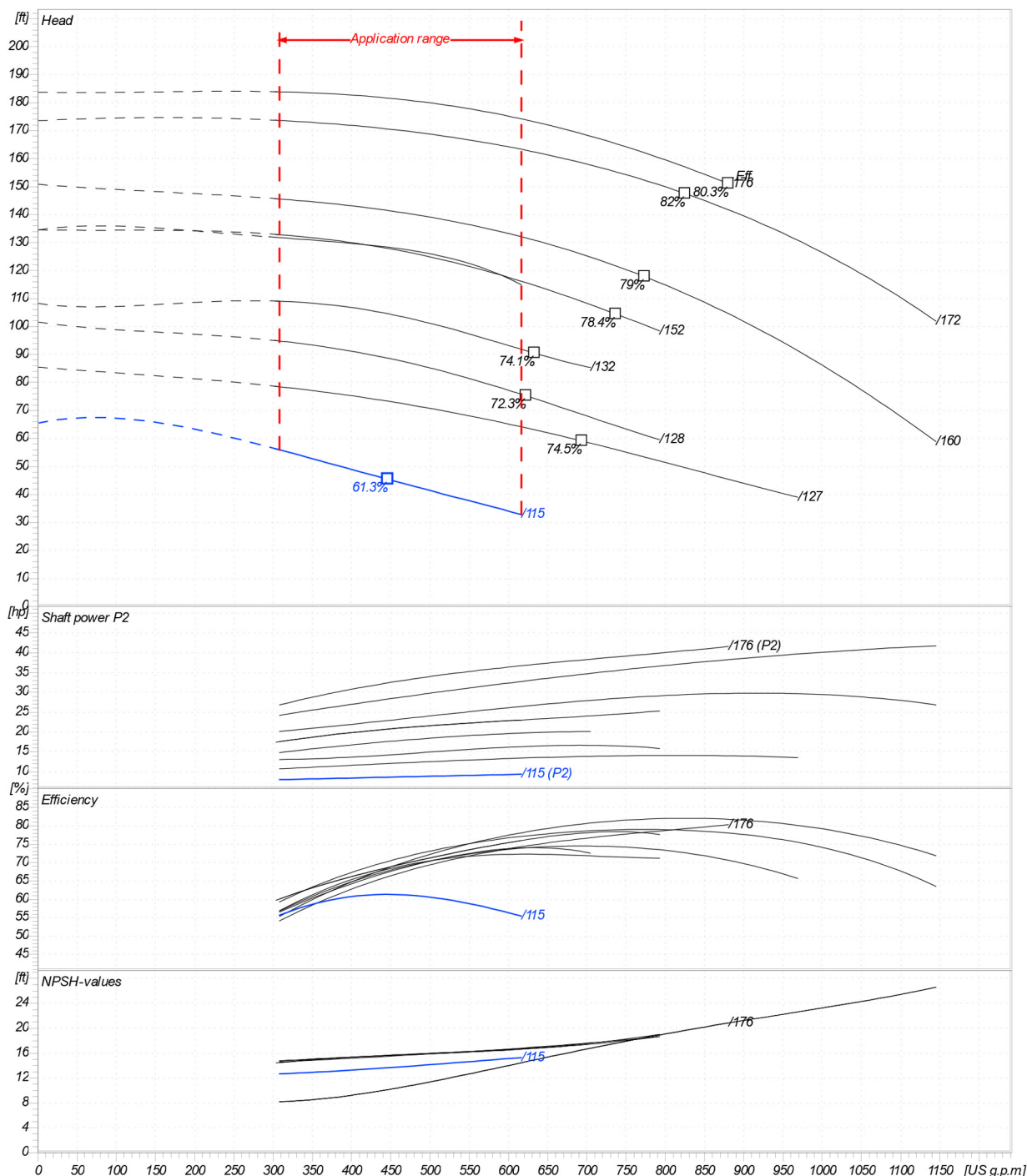
From

 Company name
 Respons. Department
 Person in charge
 Phone number
 Fax no
 E-mail address

Operating area	Flow		Head		Impeller type	
Operating data specification	0	US g.p.m	0	ft	Impeller construction	
Pump data	US g.p.m		ft		Sense of rotation	Clockwise from the drive end
					Outlet width	G4"
					Speed	rpm 3550
					Frequency	Hz 60 Hz
	Flow	Head	Shaft power P2			
	Min. Max. η Max.	H(Q=0) η Max.	P2(Q=0) Max. η Max.			
	US g.p.m US g.p.m η US g.p.m	ft ft	hp hp hp			
	308 616 446	65.5 45.4	9.36 8.61			

 Performance data based to: Water, pure [100%]; 68°F; 62.3lb/ft³; 1.08E-5ft²/s

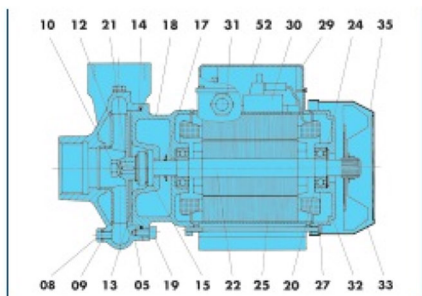
UNI EN ISO 9906:2012 - Grade 3B



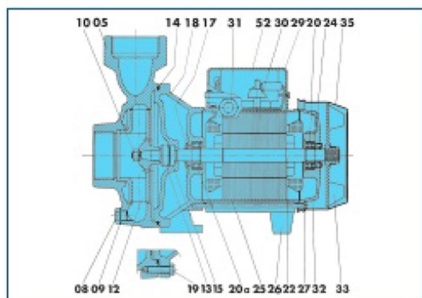
Project	Project ID	Created by	Created on	Last update
			2020/07/07	



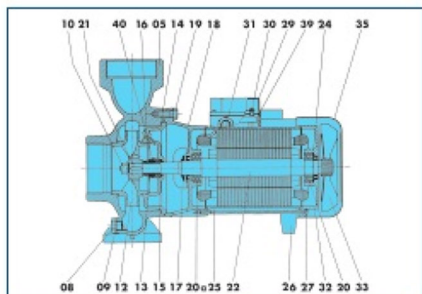
Company name
Respons. Department
Person in charge
Phone number
Fax no
E-mail address



6BP 3-4-5



6BP 6



6BP 7-8-9-10-11-12-13-14-15-16-17

REF. REF. NUM.	COMPONENT	COMPONENTE	COMPONENTE
05	Pump body	Corpo pompa	Cuerpo de bomba
08	Plug	Tappo	Tapon
09	Gasket	Guarnizione	Empaquetadura
10	Nut	Dado	Tuerca
12	Impeller	Girante	Impulsor
13	Rotating mechanical seal	Parte rotante tenuta meccanica	Cierre mecanico parte girante
14	O-Ring	Anello OR	Anillo OR
15	Fixed mechanical seal	Parte fissa tenuta meccanica	Cierre mecanico parte fija
16	Seal holding disc	Disco porta tenuta	Anillo intermedio
17	Drop guard	Paragocia	Paragotas
18	Support	Supporto	Soporte
19	Screw	Wite	Tomillo
20	Bearing	Cuscinetto	Cojinete
20a	Bearing	Cuscinetto	Cojinete
21	Key	Linguetta	Chaveta
22	Rotating shaft	Albero rotante	Eje rotatorio
24	O-ring	Anello elastico	Anillo elastico
25	Casing with wound stator	Carcassa statore avvolto	Carcasa estator envuelto
26	Foot	Piede	Pie
27	Tie-rod	Tirante	Tirante
29	Terminal board cover	Coperchio morsettiere	Tapa de bornes
30	Terminal board	Morsettiere	Bornes
31	Fairlead	Pressacavo	Guia
32	Driving cap	Calotta motore	Tapa motor
33	Fan	Ventola	Ventilador
35	Fan cover	Copri ventola	Tapa ventilador
39	Terminal board gasket	Guarnizione morsettiere	Empaquetadura bornes
40	Bushing	Bussola	Casquillo
52	Capacitor	Condensatore	Condensador

Project

Project ID

Created by

Created on

2020/07/07

Last update


GOL PUMPS TECHNOLOGY INC

3750 NW 114 AVE #6 MIAMI, FL 33178

Ph: +1 (786) 615 8984

Fax: +1 (786) 615 7043

Info@golpumps.com

www.golpumps.com