



Receiver

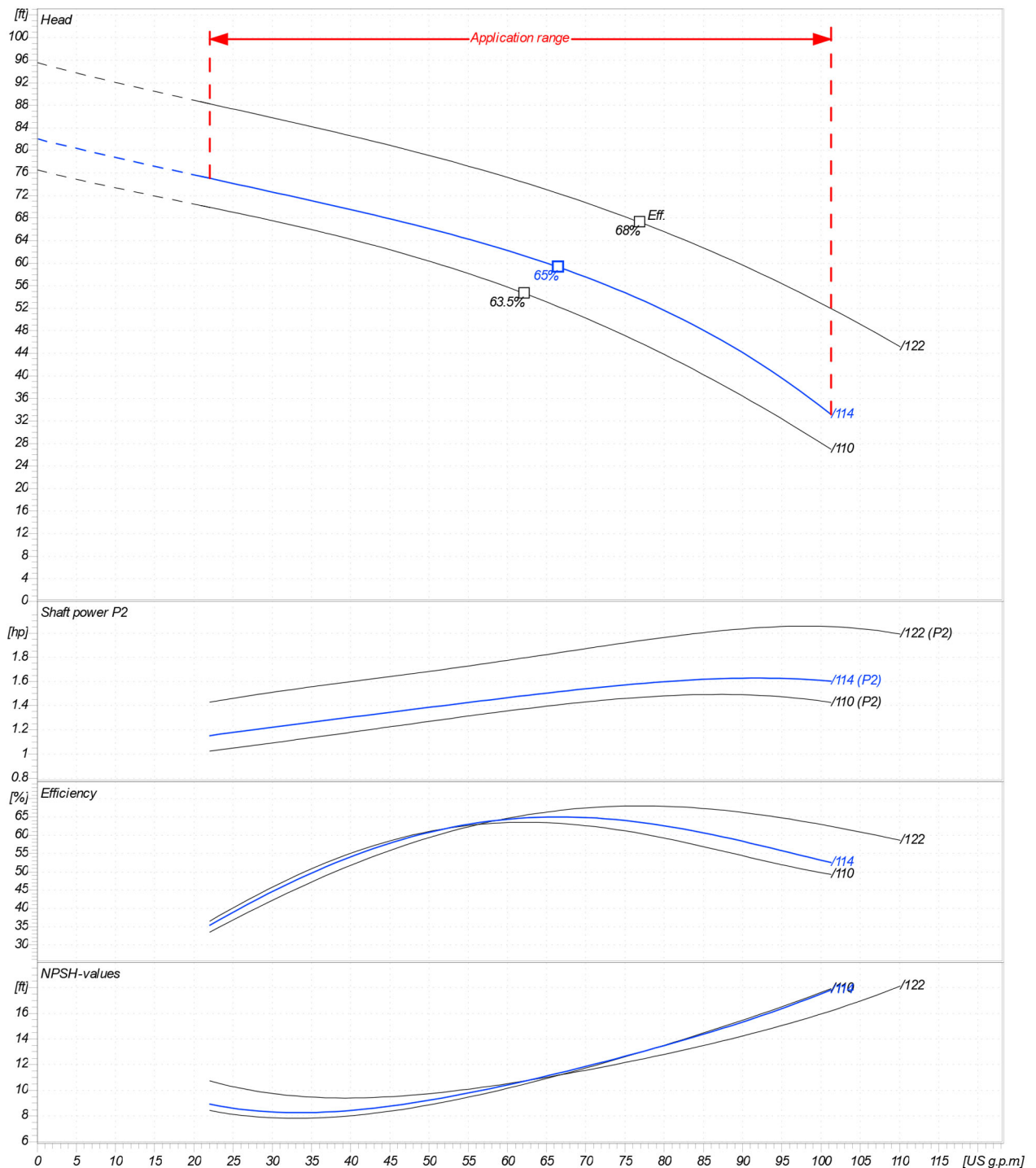
From

 Company name
 Respons. Department
 Person in charge
 Phone number
 Fax no
 E-mail address

Operating area	Flow	Head	Impeller type																																
Operating data specification	0 US g.p.m	0 ft	Impeller construction																																
Pump data	US g.p.m	ft	Sense of rotation Clockwise from the drive end																																
			Outlet width G2"																																
			Speed rpm 3550																																
			Frequency Hz 60 Hz																																
	<table border="1"> <thead> <tr> <th colspan="3">Flow</th> <th colspan="2">Head</th> <th colspan="3">Shaft power P2</th> </tr> <tr> <th>Min.</th> <th>Max.</th> <th>η Max.</th> <th>H(Q=0)</th> <th>η Max.</th> <th>P2(Q=0)</th> <th>Max.</th> <th>η Max.</th> </tr> <tr> <th>US g.p.m</th> <th>US g.p.m</th> <th>US g.p.m</th> <th>ft</th> <th>ft</th> <th>hp</th> <th>hp</th> <th>hp</th> </tr> </thead> <tbody> <tr> <td>22</td> <td>101</td> <td>66.6</td> <td>82</td> <td>59.3</td> <td></td> <td>1.63</td> <td>1.52</td> </tr> </tbody> </table>	Flow			Head		Shaft power P2			Min.	Max.	η Max.	H(Q=0)	η Max.	P2(Q=0)	Max.	η Max.	US g.p.m	US g.p.m	US g.p.m	ft	ft	hp	hp	hp	22	101	66.6	82	59.3		1.63	1.52		
Flow			Head		Shaft power P2																														
Min.	Max.	η Max.	H(Q=0)	η Max.	P2(Q=0)	Max.	η Max.																												
US g.p.m	US g.p.m	US g.p.m	ft	ft	hp	hp	hp																												
22	101	66.6	82	59.3		1.63	1.52																												

Performance data based to: Water, pure [100%]; 68°F; 62.3lb/ft³; 1.08E-5ft²/s

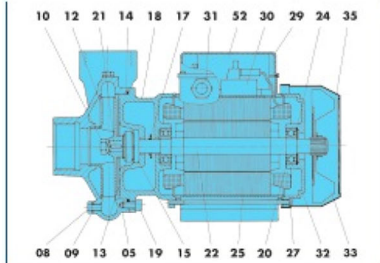
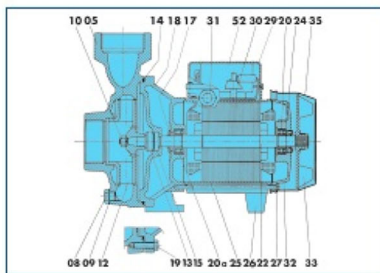
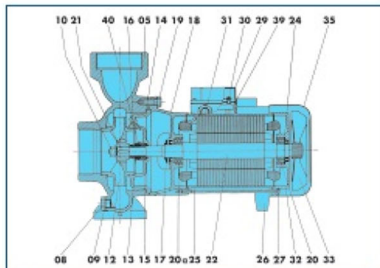
UNI EN ISO 9906:2012 - Grade 3B



Project	Project ID	Created by	Created on	Last update
			2020/07/07	



Company name
Respons. Department
Person in charge
Phone number
Fax no
E-mail address


6BP 3-4-5

6BP 6

6BP 7-8-9-10-11-12-13-14-15-16-17

REF. REF. IURL	COMPONENT	COMPONENTE	COMPONENTE
06	Pump body	Corpo pompa	Cuerpo de bomba
08	Plug	Tappo	Tapon
09	Gasket	Guarnizione	Empaquetadura
10	Nut	Dado	Tuerca
12	Impeller	Girante	Impulsor
13	Rotating mechanical seal	Parte rotante tenuta meccanica	Cierre mecanico parte girante
14	O-Ring	Anello OR	Anillo OR
15	Fixed mechanical seal	Parte fissa tenuta meccanica	Cierre mecanico parte fija
16	Seal holding disc	Disco porta tenuta	Anillo intermedio
17	Drop guard	Paragocce	Paragotas
18	Support	Supporto	Soporte
19	Screw	Vite	Tornillo
20	Bearing	Cuscinetto	Cojinete
20a	Bearing	Cuscinetto	Cojinete
21	Key	Linguetta	Chaveta
22	Rotating shaft	Albero rotante	Eje rotorio
24	Circlip	Anello elastico	Anillo elastico
25	Casing with wound stator	Carcassa statore avvolto	Carcasa estator envuelto
26	Foot	Piede	Pie
27	Tie-rod	Tirante	Tirante
29	Terminal board cover	Coperchio morsettiere	Tapa de bornes
30	Terminal board	Morsettiere	Bornes
31	Fairlead	Pressacavo	Guia
32	Driving cap	Calotta motore	Tapa motor
33	Fan	Ventola	Ventilador
35	Fan cover	Copriventola	Tapa ventilador
39	Terminal board gasket	Guarnizione morsettiere	Empaquetadura bornes
40	Bushing	Bussola	Casquillo
52	Capacitor	Condensatore	Condensador

Project

Project ID

Created by

 Created on
2020/07/07

Last update



GOL PUMPS TECHNOLOGY INC

3750 NW 114 AVE #6 MIAMI , FL 33178

Ph: +1 (786) 615 8984

Fax: +1 (786) 615 7043

Info@golpumps.com

www.golpumps.com