





Receiver

From

Company name

Respons. Department

Person in charge

Phone number

Fax no

E-mail address

Operating area

Flow

Head

Impeller type

Operating data specification

0

US g.p.m

0

ft

Impeller construction

Sense of rotation

Clockwise from the drive end

Pump data

US g.p.m

ft

Outlet width

G2"

Speed

rpm 3550

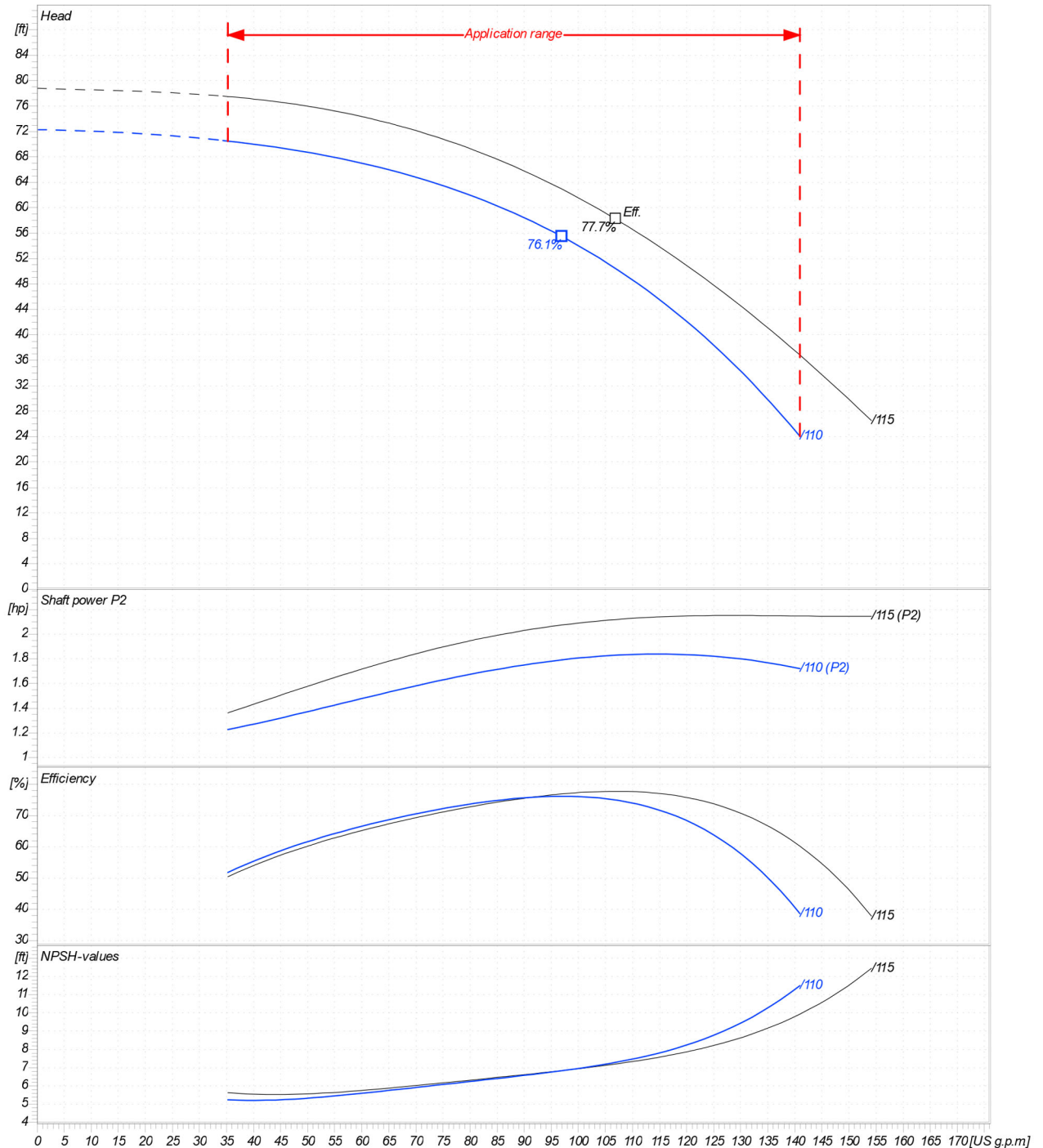
Frequency

Hz 60 Hz

Flow			Head		Shaft power P2		
Min.	Max.	$\eta$ Max.	H(Q=0)	$\eta$ Max.	P2(Q=0)	Max.	$\eta$ Max.
US g.p.m	US g.p.m	US g.p.m	ft	ft	hp	hp	hp
35.2	141	97	72.3	55.4		1.84	1.79

 Performance data based to: Water, pure [100%]; 68°F; 62.3lb/ft<sup>3</sup>; 1.08E-5ft<sup>2</sup>/s

UNI EN ISO 9906:2012 - Grade 3B



Project

Project ID

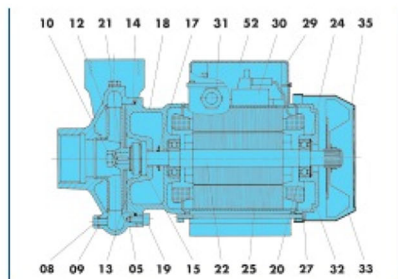
Created by

 Created on  
2020/07/07

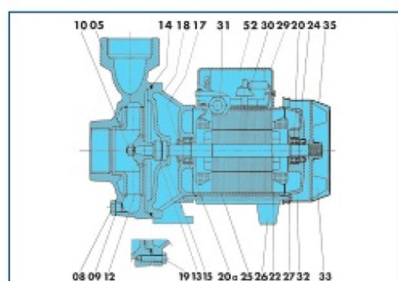
Last update



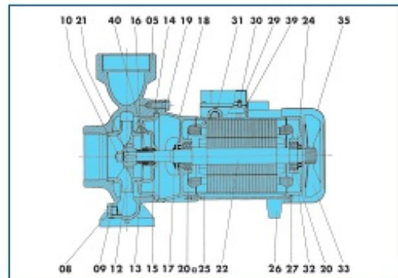
Company name  
Respons. Department  
Person in charge  
Phone number  
Fax no  
E-mail address



**6BP 3-4-5**



**6BP 6**



**6BP 7-8-9-10-11-12-13-14-15-16-17**

RF. REF. NUM.	COMPONENT	COMPONENTE	COMPONENTE
05	Pump body	Corpo pompa	Cuerpo de bomba
08	Plug	Tappo	Tapón
09	Gasket	Guarnizione	Empaquetadura
10	Nut	Dado	Tuerca
12	Impeller	Girante	Impulsor
13	Rotating mechanical seal	Parte rotante tenuta meccanica	Cierre mecanico parte girante
14	O-Ring	Anello OR	Anillo OR
15	Fixed mechanical seal	Parte fissa tenuta meccanica	Cierre mecanico parte fija
16	Seal holding disc	Disco porta tenuta	Anillo intermedio
17	Drop guard	Paragocce	Paragotas
18	Support	Supporto	Soporte
19	Screw	Vite	Tornillo
20	Bearing	Cuscinetto	Cojinete
20a	Bearing	Cuscinetto	Cojinete
21	Key	Linguetta	Chaveta
22	Rotating shaft	Albero rotante	Eje rotatorio
24	O-ring	Anello elastico	Anillo elastico
25	Casing with wound stator	Carcassa statore avvolto	Carcasa estator envuelto
26	Foot	Piede	Pie
27	Tie-rod	Tirante	Tirante
29	Terminal board cover	Coperchio morsettiere	Tapa de bornes
30	Terminal board	Morsettiere	Bornes
31	Fairlead	Pressacavo	Guia
32	Driving cap	Calotta motore	Tapa motor
33	Fan	Ventola	Ventilador
35	Fan cover	Copriventola	Tapa ventilador
39	Terminal board gasket	Guarnizione morsettiere	Empaquetadura bornes
40	Bushing	Bussola	Casquillo
52	Capacitor	Condensatore	Condensador

Project	Project ID	Created by	Created on 2020/07/07	Last update
---------	------------	------------	--------------------------	-------------

SAER Elettropompe spa - V. Circonvallazione, 22 - 42016 Gualtalla (RE) Italy - tel. +390522830941 - fax +390522826948 - www.saerelettropompe.com - Modification without advise!



**GOL PUMPS TECHNOLOGY INC**

3750 NW 114 AVE #6 MIAMI , FL 33178

Ph: +1 (786) 615 8984

Fax: +1 (786) 615 7043

Info@golpumps.com

www.golpumps.com