





Receiver

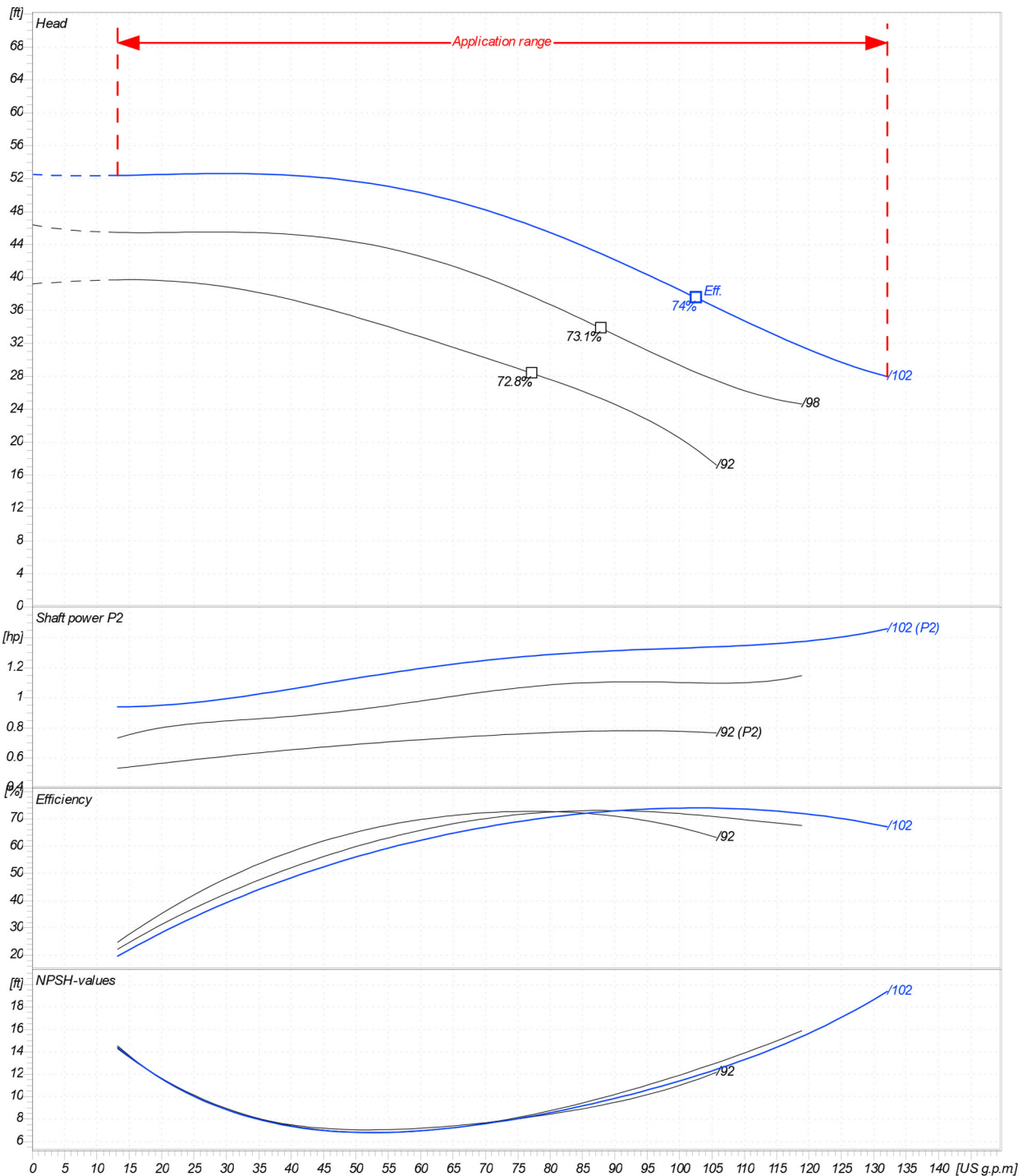
From

Company name  
Respons. Department  
Person in charge  
Phone number  
Fax no  
E-mail address

Operating area	Flow		Head		Impeller type			
Operating data specification	0	US g.p.m	0	ft	Impeller construction			
Pump data	US g.p.m		ft		Sense of rotation			
					Clockwise from the drive end			
					Outlet width			
					G2"			
					Speed	rpm 3550		
					Frequency	Hz 60 Hz		
	Flow		Head		Shaft power P2			
	Min.	Max.	$\eta$ Max.	H(Q=0)	$\eta$ Max.	P2(Q=0)	Max.	$\eta$ Max.
	US g.p.m	US g.p.m	US g.p.m	ft	ft	hp	hp	hp
	13.2	132	103	52.5	37.5		1.46	1.33

Performance data based to: Water, pure [100%] ; 68°F; 62.3lb/ft³; 1.08E-5ft²/s

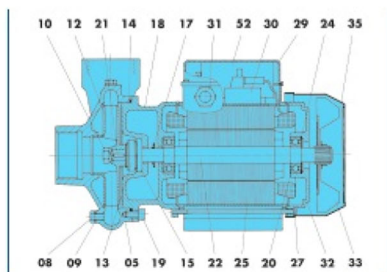
UNI EN ISO 9906:2012 - Grade 3B



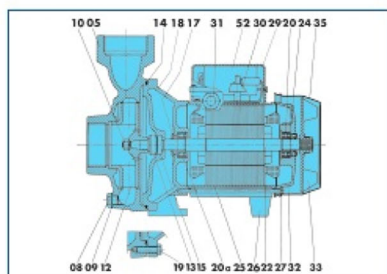
Project	Project ID	Created by	Created on 2020/07/07	Last update
---------	------------	------------	--------------------------	-------------



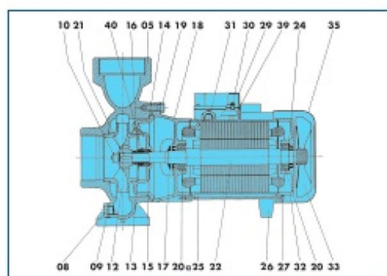
Company name  
Respons. Department  
Person in charge  
Phone number  
Fax no  
E-mail address



6BP 3-4-5



6BP 6



6BP 7-8-9-10-11-12-13-14-15-16-17

REF. NUM.	COMPONENT	COMPONENTE	COMPONENTE
05	Pump body	Corpo pompa	Cuerpo de bomba
08	Plug	Tappo	Tapon
09	Gasket	Guarnizione	Empaquetadura
10	Nut	Dado	Tuerca
12	Impeller	Girante	Impulsor
13	Rotating mechanical seal	Parte rotante tenuta meccanica	Cierre mecanico parte girante
14	O-Ring	Anello OR	Anillo OR
15	Fixed mechanical seal	Parte fissa tenuta meccanica	Cierre mecanico parte fija
16	Seal holding disc	Disco porta tenuta	Anillo intermedio
17	Drop guard	Paragocia	Paragotas
18	Support	Supporto	Soporte
19	Screw	Vite	Tornillo
20	Bearing	Cuscinetto	Cojinete
20a	Bearing	Cuscinetto	Cojinete
21	Key	Linguetta	Chaveta
22	Rotating shaft	Albero rotante	Eje rotatorio
24	Cirolip	Anello elastico	Anillo elastico
25	Casing with wound stator	Carocasa statore avvolto	Carocasa estator envuelto
26	Foot	Piede	Pie
27	Tie-rod	Tirante	Tirante
29	Terminal board cover	Coperchio morsettiara	Tapa de bornes
30	Terminal board	Morsettiara	Bornes
31	Fairlead	Pressacavo	Guia
32	Driving cap	Calotta motore	Tapa motor
33	Fan	Ventola	Ventilador
35	Fan cover	Copriventola	Tapa ventilador
39	Terminal board gasket	Guarnizione morsettiara	Empaquetadura bornes
40	Bushing	Bussola	Casquillo
52	Capacitor	Condensatore	Condensador

Project

Project ID

Created by

 Created on  
2020/07/07

Last update


**GOL PUMPS TECHNOLOGY INC**

3750 NW 114 AVE #6 MIAMI, FL 33178

Ph: +1 (786) 615 8984

Fax: +1 (786) 615 7043

Info@golpumps.com

www.golpumps.com