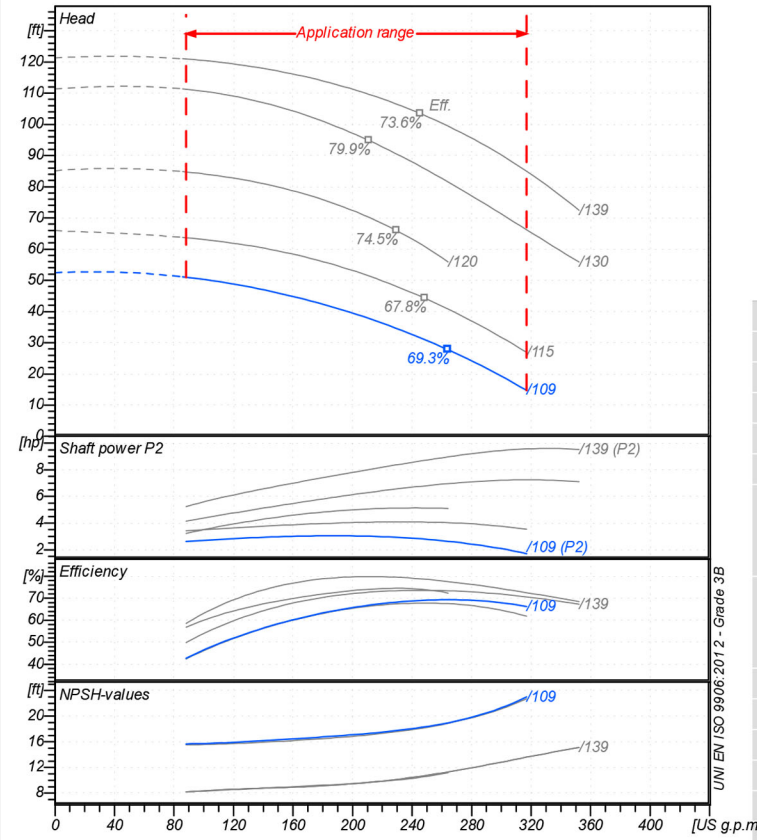




Receiver

From

Company name
Respons. Department
Person in charge
Phone number
Fax no
E-mail address

**Operating data specification**

Nominal flow	US g.p.m	0
Nominal head	ft	0
Static head	ft	0
NPSH - value of plant	ft	0
Inlet pressure	psi	1.42
Fluid	Water, pure	
Operating temperature t A	°F	68
Density at t A	lb/ft ³	62.32
Kin. viscosity at t A	ft ² /s	1.082E-5

Pump

Pump name	6BP7/109		
Size			
Design			
Speed rpm	3550	No of stages	1
Impeller type			
Flow	Nominal	US g.p.m	
	Max-	US g.p.m	317
	Min-	US g.p.m	88.1
Head	Nominal	ft	
	Max-	ft	51
	Min-	ft	14.7
Head H(Q=0)	ft	52.4	
NPSH 3%	ft		
Max. working pressure	psi	22.7	
Shaft power	hp		
Efficiency	%		
Max absorbed power	hp	3.0437	

Materials Pump

Shaft	Stainless steel AISI 431 (1.4057)		
Impeller	Cast iron EN-GJL-250		
Pump body	Cast iron EN-GJL-250		
Seal disc	Cast iron EN-GJL-250		
Gasket	Natural fiber		
Mechanical seal	BVEG (Grafito/Ossido Allumina/EPDM)		

Dimensions in inch

a	3 ¹ / ₈				
d	9 ¹ / ₁₆				
f	13 ⁹ / ₁₆				
h1	5 ¹ / ₈				
h2	7 ¹ / ₂				
m2	2 ³ / ₄				
n1	9 ¹ / ₁₆	G	3"	G	3"
n2	7 ¹ / ₂				
w	9 ⁵ / ₈				

Motor	Frame size	90		
Manufacturer / Type	SAER 90-2P-3			
Rated power	hp	2.9502	Efficiency 4/4	83 %
Electric current	A	9.6	Speed rpm	3500
Electric voltage	V	230 V	3~	Hz 60
Starting mode	Unknown			
Degree of protection	IP 55	Insulation class	F	

Remarks:

Project	Project ID	Created by	Created on	Last update
			2020/07/07	



Receiver

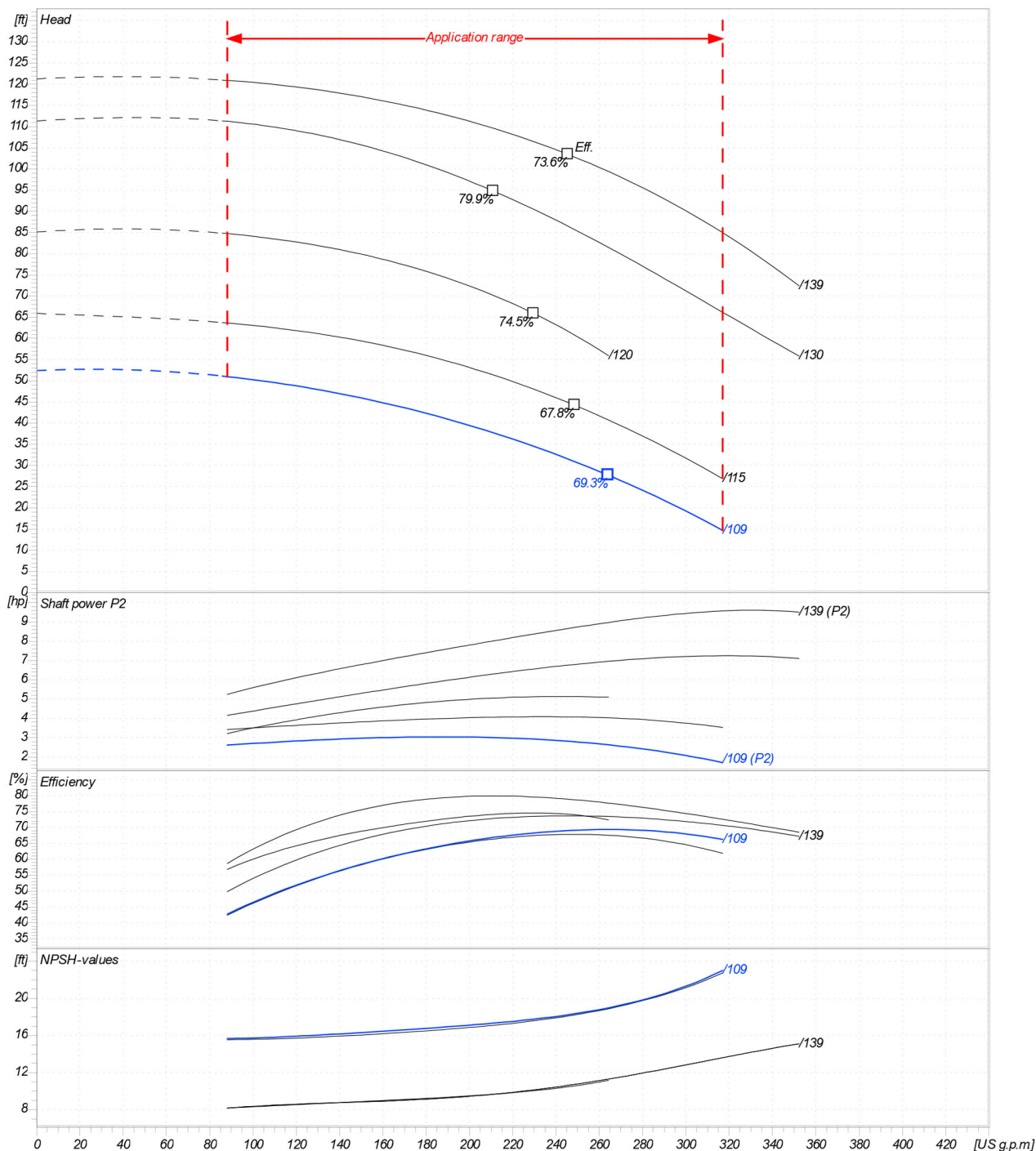
From

Company name
Respons. Department
Person in charge
Phone number
Fax no
E-mail address

Operating area	Flow	Head	Impeller type
Operating data specification	0 US g.p.m	0 ft	Impeller construction
Pump data	US g.p.m	ft	Sense of rotation Clockwise from the drive end
			Outlet width G3"
		Shaft power P2	Speed rpm 3550
			Frequency Hz 60 Hz
	Min. Max. η Max.	H(Q=0) Max. η	
	US g.p.m US g.p.m US g.p.m	ft ft	
	88.1 317 264	52.4 27.7	
		P2(Q=0) Max. η	
		hp hp hp	
		3.04 2.63	

Performance data based to: Water, pure [100%]; 68°F; 62.3lb/ft³; 1.08E-5ft²/s

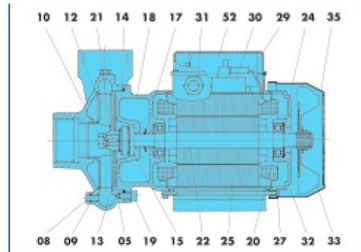
UNI EN ISO 9906:2012 - Grade 3B



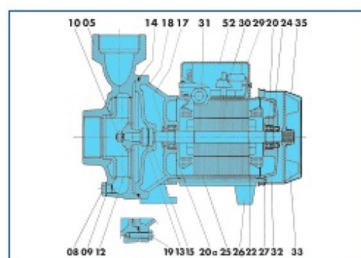
Project	Project ID	Created by	Created on 2020/07/07	Last update
---------	------------	------------	--------------------------	-------------



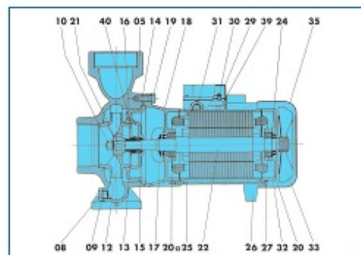
Company name
Respons. Department
Person in charge
Phone number
Fax no
E-mail address



6BP 3-4-5



6BP 6



6BP 7-8-9-10-11-12-13-14-15-16-17

RIF. REF. NUM.	COMPONENT	COMPONENTE	COMPONENTE
05	Pump body	Corpo pompa	Cuerpo de bomba
08	Plug	Tappo	Tapon
09	Gasket	Guarnizione	Empaquetadura
10	Nut	Dado	Tuerca
12	Impeller	Giante	Impulsor
13	Rotating mechanical seal	Parte rotante tenuta meccanica	Cierre mecanico parte girante
14	O-Ring	Anello OR	Anillo OR
15	Fixed mechanical seal	Parte fissa tenuta meccanica	Cierre mecanico parte fija
16	Seal holding disc	Disco porta tenuta	Anillo intermedio
17	Drop guard	Paragocce	Paragotas
18	Support	Supporto	Soporte
19	Screw	Vite	Tornillo
20	Bearing	Cuscinetto	Cojinete
20a	Bearing	Cuscinetto	Cojinete
21	Key	Linguetta	Chaveta
22	Rotating shaft	Albero rotante	Eje rotatorio
24	O-ring	Anello elastico	Anillo elastico
25	Casing with wound stator	Carcassa statore avvolto	Carcasa estator envuelto
26	Foot	Piede	Pie
27	Tie-rod	Tirante	Tirante
29	Terminal board cover	Coperchio morsettiere	Tapa de bornes
30	Terminal board	Morsettiere	Bornes
31	Fairlead	Pressacavo	Guia
32	Driving cap	Calotta motore	Tapa motor
33	Fan	Ventola	Ventilador
35	Fan cover	Copri ventola	Tapa ventilador
39	Terminal board gasket	Guarnizione morsettiere	Empaquetadura bornes
40	Bushing	Bussola	Casquillo
62	Capacitor	Condensatore	Condensador

Project

Project ID

Created by

 Created on
2020/07/07

Last update


GOL PUMPS TECHNOLOGY INC

3750 NW 114 AVE #6 MIAMI, FL 33178

Ph: +1 (786) 615 8984

Fax: +1 (786) 615 7043

Info@golpumps.com

www.golpumps.com